



A THEORY OF BUSINESS TRANSFERS

ANMOL BHANDARI, PAOLO MARTELLINI, ELLEN MCGRATTAN



Motivation

- Privately-owned firms
 - Account for 1/2 of US business net income
 - Relevant for growth, wealth, tax policy/compliance
- But pose challenge for theory and measurement



This Paper

- Proposes theory of firm dynamics and capital reallocation
- Characterizes properties of competitive equilibrium
- Uses administrative IRS data to discipline theory
- Studies patterns of trade and impact of capital taxes



This Paper

- Proposes theory of firm dynamics and capital reallocation
- Characterizes properties of competitive equilibrium
- † Uses administrative IRS data to discipline theory
- Studies patterns of trade and impact of capital taxes

† Still very much in progress



Private Business Capital: What is Known?



Private Business Capital: What is Known?

Form **8594** **Asset Acquisition Statement Under Section 1060** OMB No. 1545-0074
 (Rev. November 2021) Department of the Treasury Internal Revenue Service **Attachment Sequence No. 169**
 Attach to your income tax return. Go to www.irs.gov/Form8594 for instructions and the latest information.

Name as shown on return Identifying number as shown on return

Check the box that identifies you:
 Purchaser Seller

Part I General Information

1 Name of other party to the transaction Other party's identifying number
 Address (number, street, and room or suite no.)
 City or town, state, and ZIP code
2 Date of sale **3** Total sales price (consideration)

Part II Original Statement of Assets Transferred

4 Assets	Aggregate fair market value (actual amount for Class I)	Allocation of sales price
Class I	\$	\$
Class II	\$	\$
Class III	\$	\$
Class IV	\$	\$
Class V	\$	\$
Class VI and VII	\$	\$
Total	\$	\$

← Cash/securities
 ← Inventories
 ← Fixed assets
 ← Sec. 197 intangibles

5 Did the purchaser and seller provide for an allocation of the sales price in the sales contract or in another written document signed by both parties? Yes No

If "Yes," are the aggregate fair market values (FMV) listed for each of asset Classes I, II, III, IV, V, VI, and VII the amounts agreed upon in your sales contract or in a separate written document? Yes No

6 In the purchase of the group of assets (or stock), did the purchaser also purchase a license or a covenant not to compete, or enter into a lease agreement, employment contract, management contract, or similar arrangement with the seller (or managers, directors, owners, or employees of the seller)? Yes No

If "Yes," attach a statement that specifies (a) the type of agreement and (b) the maximum amount of consideration (not including interest) paid or to be paid under the agreement. See instructions.



Private Business Capital: What is Known?

- Transferred assets are primarily intangible



Private Business Capital: What is Known?

- Transferred assets are primarily intangible
 - ⇒ evidence in IRS Forms 8594, 8883 data shows intangible, non-liquid share is $\approx 60\%$



Private Business Capital: What is Known?

- Transferred assets are primarily intangible
 - Customer bases and client lists
 - Non-compete covenants
 - Licenses and permits
 - Franchises, trademarks, tradenames
 - Workforce in place
 - IT and other know-how in place
 - Goodwill and on-going concern value

⇒ Classified as *Section 197 intangibles* by IRS



Private Business Capital: What is Known?

- Transferred assets are primarily
 - Intangible and neither pledgeable nor rentable



Private Business Capital: What is Known?

- Transferred assets are primarily
 - Intangible and neither pledgeable nor rentable
 - Sold as a group that makes up a business



Private Business Capital: What is Known?

- Transferred assets are primarily
 - Intangible and neither pledgeable nor rentable
 - Sold as a group that makes up a business
 - ⇒ evidence in IRS Forms 8594, 8883 data



Private Business Capital: What is Known?

- Transferred assets are primarily
 - Intangible and neither pledgeable nor rentable
 - Sold as a group that makes up a business
 - Exchanged after timely search and brokered deals



Private Business Capital: What is Known?

- Transferred assets are primarily
 - Intangible and neither pledgeable nor rentable
 - Sold as a group that makes up a business
 - Exchanged after timely search and brokered deals
 - ⇒ evidence in brokered sale data is ≈ 290 days



Private Business Capital: What is Known?

- Transferred assets are primarily
 - Intangible and neither pledgeable nor rentable
 - Sold as a group that makes up a business
 - Exchanged after timely search and brokered deals
- ⇒ Existing models unsuitable for studying business transfers



Today's Talk

- Study firm dynamics
- Characterize competitive equilibrium
- Analyze tax on capital gains



Today's Talk

- Study firm dynamics with
 - Indivisible capital
 - Bilaterally traded
 - Requiring time to reallocate
- Characterize competitive equilibrium
- Analyze tax on capital gains



Today's Talk

- Study firm dynamics with
 - Indivisible capital
 - Bilaterally traded
 - Requiring time to reallocate

- Characterize competitive equilibrium
 - Who trades with whom?
 - How are terms of trade determined?
 - What are the properties?

- Analyze tax on capital gains



THEORY

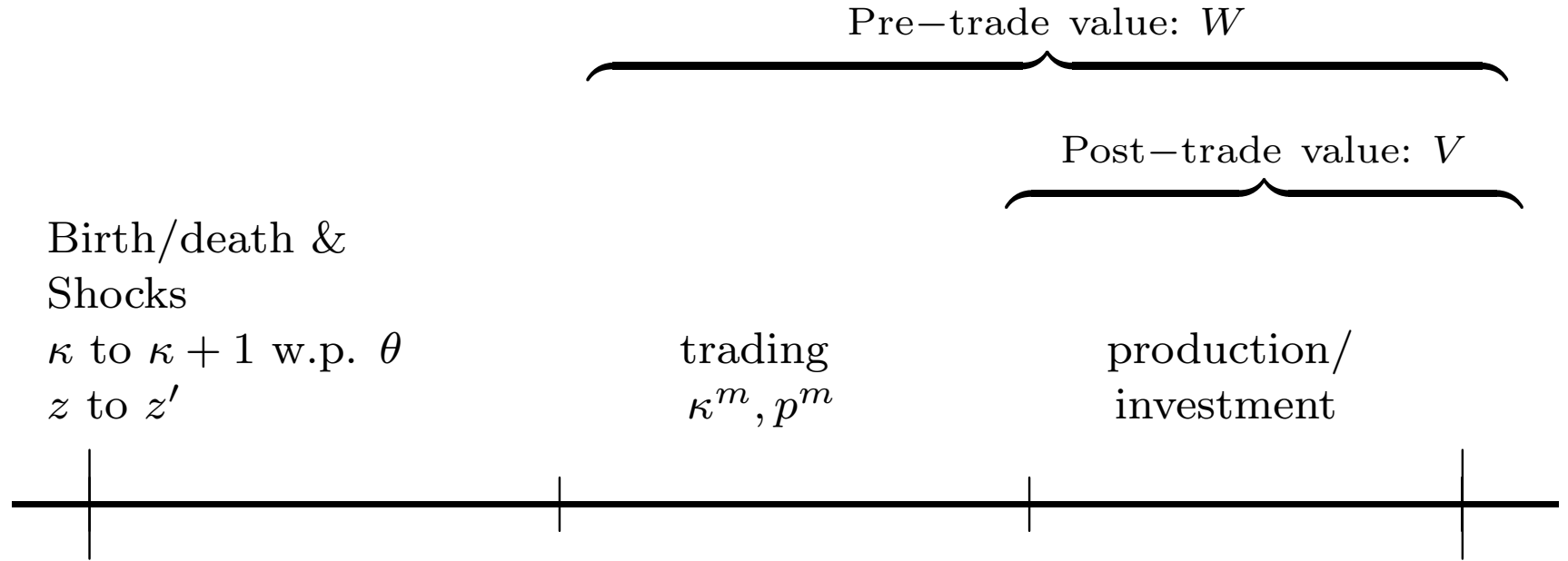


Environment: A Helicopter View

- Infinite horizon with discrete time
- Preferences: (for today) owners are risk-neutral
- Technology:
 - Firms indexed by $s = (z, \kappa)$
 - Produce $y(s) = z(s)\kappa(s)^\alpha = \max_n \hat{z}(s)\kappa(s)^{\hat{\alpha}}n^\gamma - wn$
 - z : non-transferable capital with $z'|z$ exogenous
 - κ : transferable capital
 - n : all external rented factors
 - Investment: $\theta = P\{\kappa(s') = \kappa(s) + 1\}$ at cost $C(\theta)$
- Birth/death: draw from $G(s)$ at cost c_e and die at rate δ



Timing of Decisions



- Terms of trade for pair (s, \tilde{s})
 - Allocations: $\kappa^m(s, \tilde{s})$ is post-trade capital
 - Prices: $p^m(s, \tilde{s})$ is payment by s to \tilde{s}



Dynamic Program of Incumbent Firms

- Given prices and allocations $\{p^m(s, \tilde{s}), \kappa^m(s, \tilde{s})\}_{s, \tilde{s}}$
- Compute values:

$$V(s) = \max_{\theta \in [0,1]} z(s)\kappa(s)^\alpha - C(\theta) + (1 - \delta)\beta \text{IEW}(s')$$

$$W(s') = \max_{\substack{\lambda(\tilde{s}) \geq 0 \\ \lambda_o \geq 0}} \int \underbrace{[V(z(s'), \kappa^m(s', \tilde{s})) - p^m(s', \tilde{s})] \lambda(\tilde{s})}_{\text{value of trading with } \tilde{s}} + \underbrace{V(s') \lambda_o}_{\text{being alone}}$$

where $\{\lambda(\cdot), \lambda_o\}$ are probabilities over trading options



Aggregate Measures

- Measures:
 - $\phi(s)$: firms of type s
 - $\phi_e(s)$: entrants of type s
 - $\Lambda(s, \tilde{s}) = \lambda(\tilde{s}|s)\phi(s)$: matches between s, \tilde{s}
 - $\Lambda_o(s) = \lambda_o(s)\phi(s)$: unmatched firms of type s
- Law of motion for ϕ :

$$\phi'(s) = \Gamma(\phi; \lambda, \lambda_o, \theta, \phi_e, k^m)$$



Recursive Equilibrium with Pairwise Stability

$$\text{Objects: } \left\{ \underbrace{V, W}_{\text{value functions}}, \underbrace{\kappa^m, p^m}_{\text{terms of trade}}, \underbrace{\phi, \Lambda, \Lambda_o, \phi_e}_{\text{measures}} \right\}$$

such that

1. firms optimize and entrants make zero profits
2. bilateral trades are feasible and pairwise stable
3. measures are consistent with decisions and stationarity

Conditions 1) and 3) are standard. Next, consider 2)



Feasibility and Pairwise Stability

- Terms of trade satisfy

- Feasibility:

$$\kappa^m(s, \tilde{s}) + \kappa^m(\tilde{s}, s) \leq \kappa(s) + \kappa(\tilde{s})$$

$$p^m(s, \tilde{s}) + p^m(\tilde{s}, s) \geq 0$$

$$\text{where } \kappa^m(s, \tilde{s}) \in \left\{ \underbrace{\kappa(s) + \kappa(\tilde{s})}_{\text{buy}}, \underbrace{\kappa(s)}_{\text{no trade}}, \underbrace{0}_{\text{sell}} \right\}$$

- Pairwise stability:

$\nexists (s, \tilde{s})$ and feasible trade that increases total welfare



Back to RE Definition

$$\text{Objects: } \left\{ \underbrace{V, W}_{\text{value functions}}, \underbrace{\kappa^m, p^m}_{\text{terms of trade}}, \underbrace{\phi, \Lambda, \Lambda_o, \phi_e}_{\text{measures}} \right\}$$

such that

1. V, W solve firms problems and entrants make zero profits
2. κ^m, p^m are feasible and pairwise stable
3. $\phi, \Lambda, \Lambda_o, \phi_e$ satisfy for all $A \subseteq \mathcal{S}$, $m \geq 0$:

$$\phi(A) = \int \Lambda(ds \in A, d\tilde{s} \in \mathcal{S}) + \Lambda_o(ds \in A)$$

$$\phi_e(A) = G(ds \in A)m$$

$$\phi'(A) = \Gamma(\phi; \lambda, \lambda_o, \theta, \phi_e, k^m)(A)$$



Discussion

- Relative to models with
 - CES demand/ monopolistic competition
 - Frictional labor or asset markets
- Framework delivers (with few a priori restrictions)
 - Differentiated goods
 - Rich heterogeneity in market participants
 - Endogenously evolving matching sets



CHARACTERIZING EQUILIBRIA



Who Trades with Whom?

- Intuitive example:
 - Productivity types: 20 with $z_H = 1$, 10 with $z_L = 0$
 - Capital pre-trade: all have $\kappa = 1$
- Efficient reallocation:
 - 10 low types sell to 10 of the high types



How are Terms of Trade Determined?

- Intuitive example:
 - Productivity types: 20 with $z_H = 1$, 10 with $z_L = 0$
 - Capital pre-trade: all have $\kappa = 1$
- Price leaves high types indifferent between:
 - Trading, with $\kappa = 2$ post-trade
 - Not trading, with $\kappa = 1$ post-trade



More Generally Given (ϕ, V)

- Who trades with whom?
 - Solve assignment problem maximizing total gains
- How are terms of trade determined?
 - Compute shadow prices from assignment problem
- Can solve dynamic program iteratively
 - Update: $(\phi, V) \rightarrow$ equilibrium objects $\rightarrow (\phi, V)$



Properties of Equilibrium

- Competitive allocations maximize

$$\sum_t \beta^t \int \phi_t(s) [y(s) - C(\theta(s)) - m_t c_e]$$

- Competitive prices independent of z

$$p^m(s, \tilde{s}) = \mathcal{P}(\kappa(s))$$



QUANTITATIVE RESULTS



Model Parameters

Description	Values
Returns to scale	$\alpha = 0.50$
Discount rate	$\beta = 0.95$
Investment cost, $C(\theta) = A\theta^\rho$	$A = 10, \rho = 2.0$
Productivity, $z' z$ AR(1)	$\rho_z = 0.90, \sigma_z = 0.30$
Entrant distribution, Zipf(z)	tail = 1.20
Death rate	$\delta = 0.20$

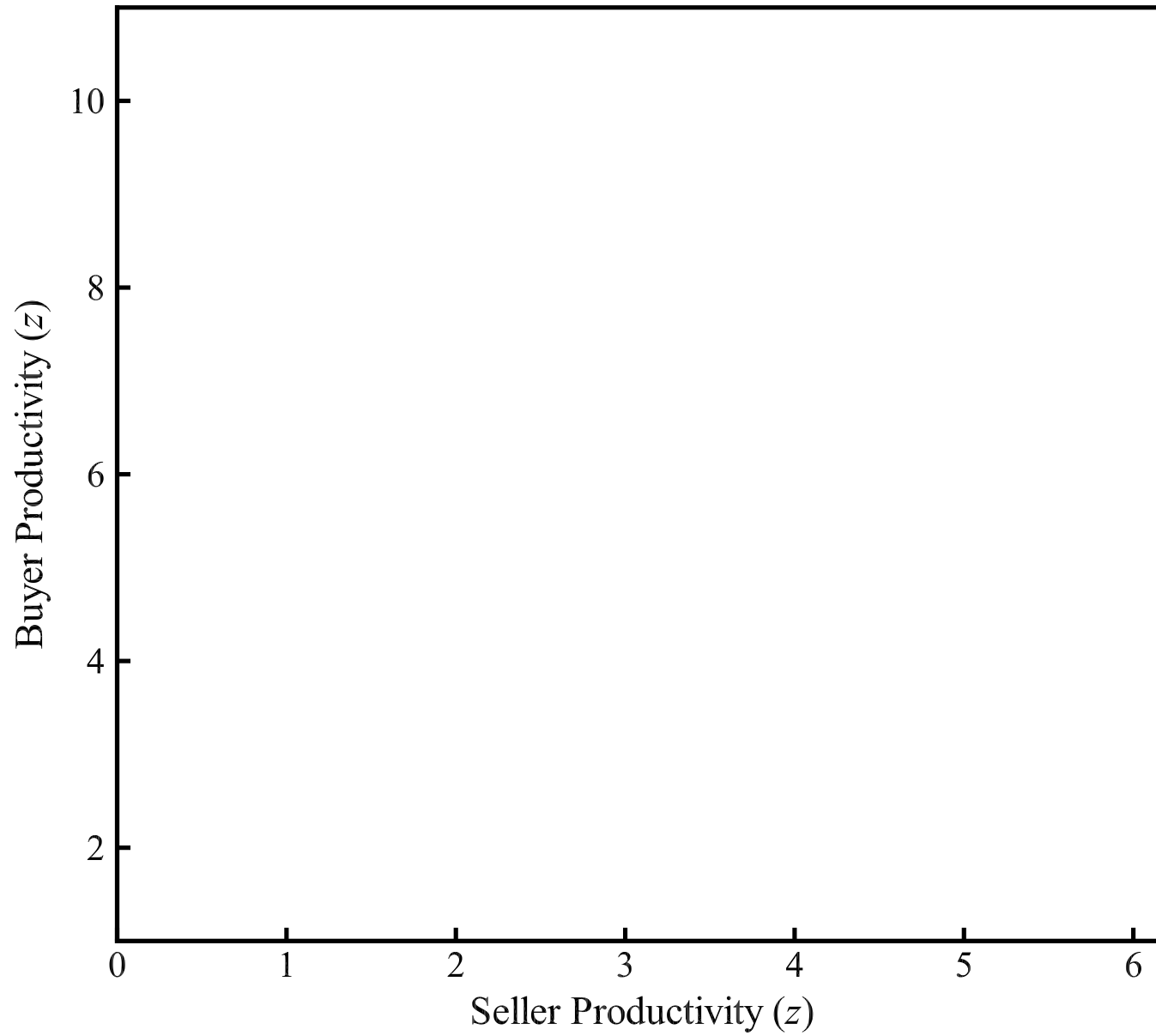


Patterns of Trade

- Statistics to be matched to IRS data:
 - Roughly 4% of κ units traded each period
 - Price is 4 to 7 times seller's income
 - Buyer's income is 2 to 4 times seller's income
- Who trades with whom?

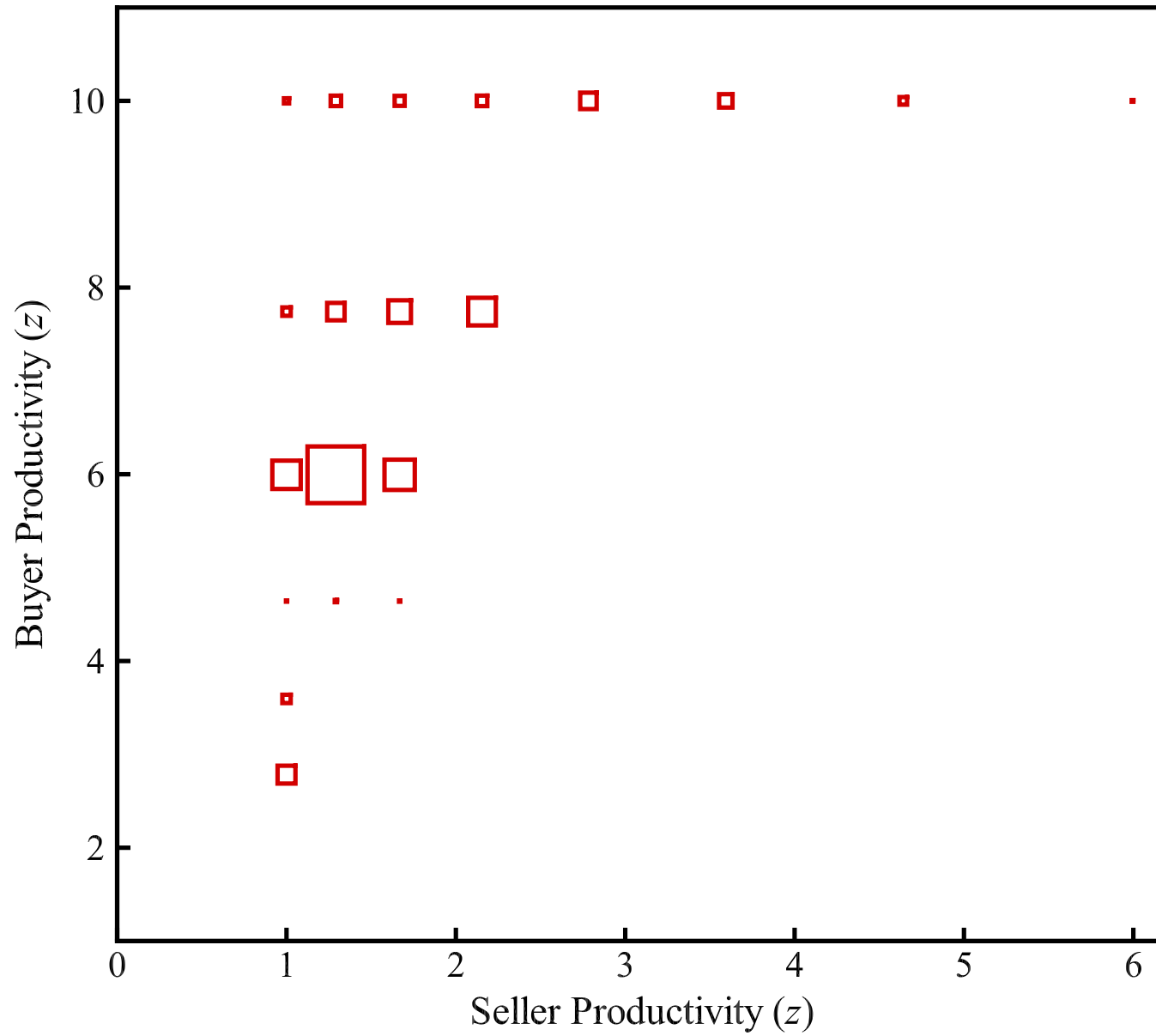


Patterns of Trade



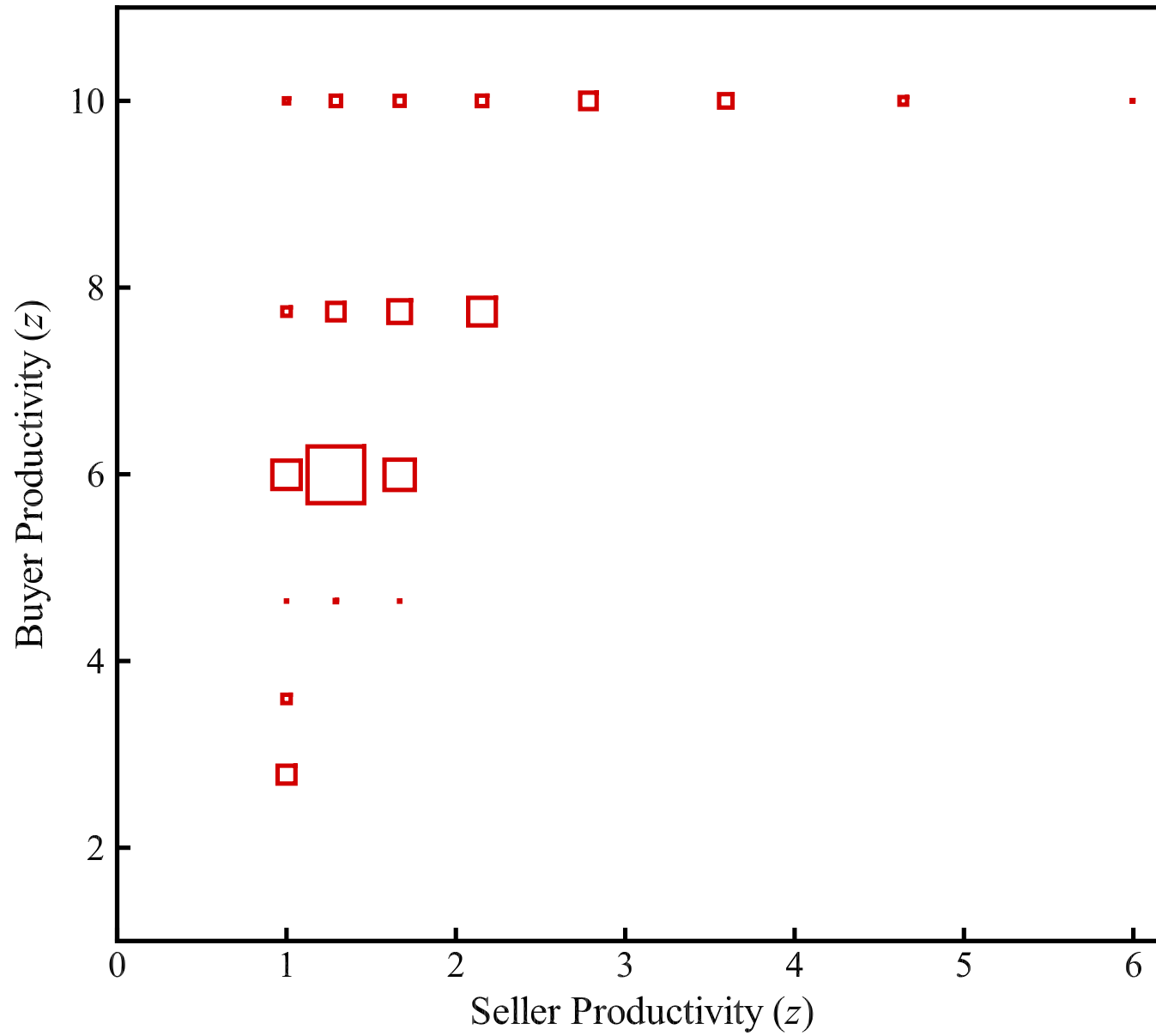


Patterns of Trade





Capital Trades Upward in MPK Sense





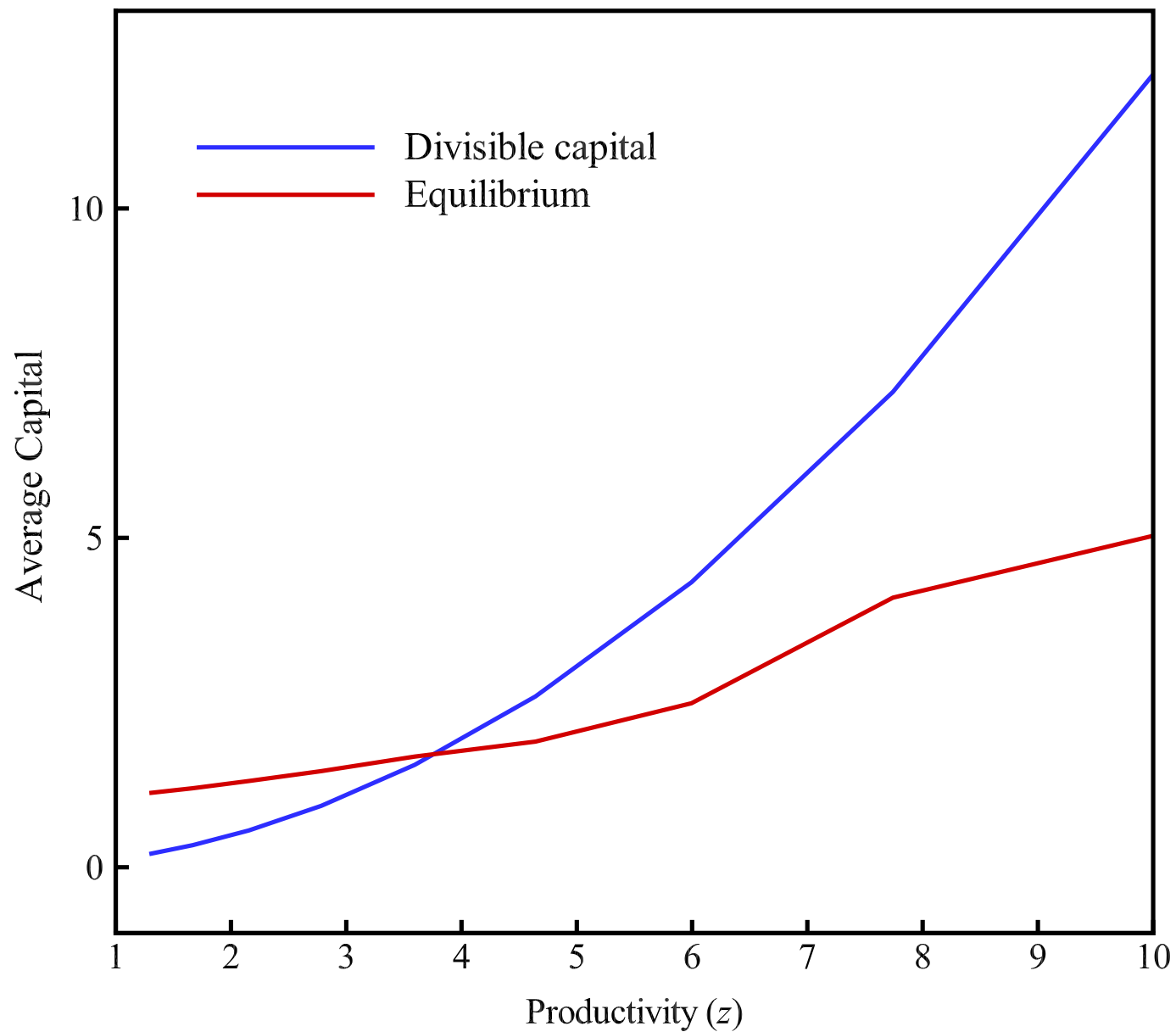
Allocation of Capital

- Compare to “misallocation” literature benchmark
 - Divisible versus indivisible capital
 - Rental versus no rental markets
- Compute *first-best*:

$$\kappa^{FB}(s) \in \operatorname{argmax} \int z(s) [\kappa^{FB}(s)]^\alpha \phi(s) ds$$
$$\int \phi(s) \kappa^{FB}(s) ds = \int \phi(s) \kappa(s) ds$$

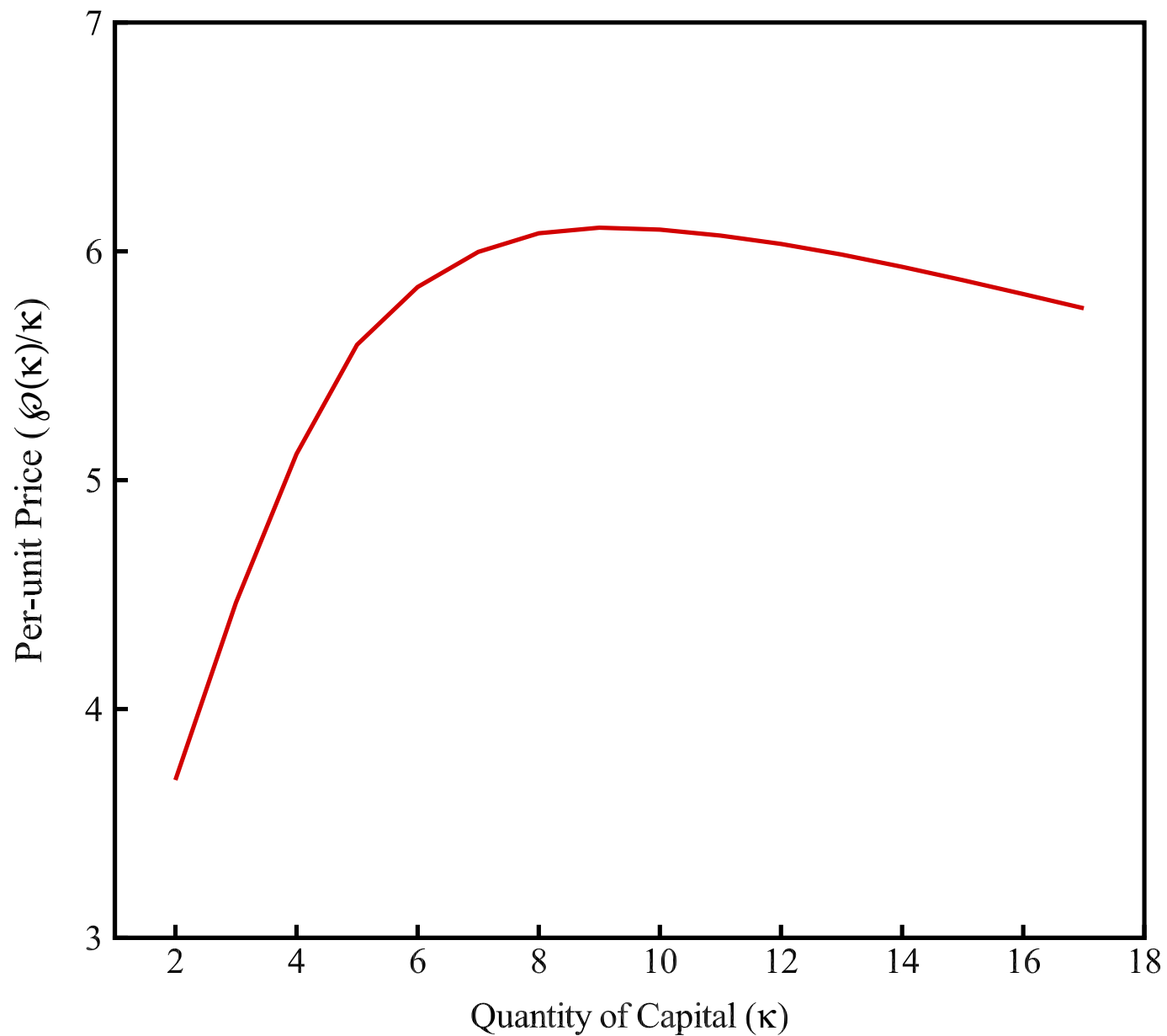


Dispersion in MPKs without Frictions



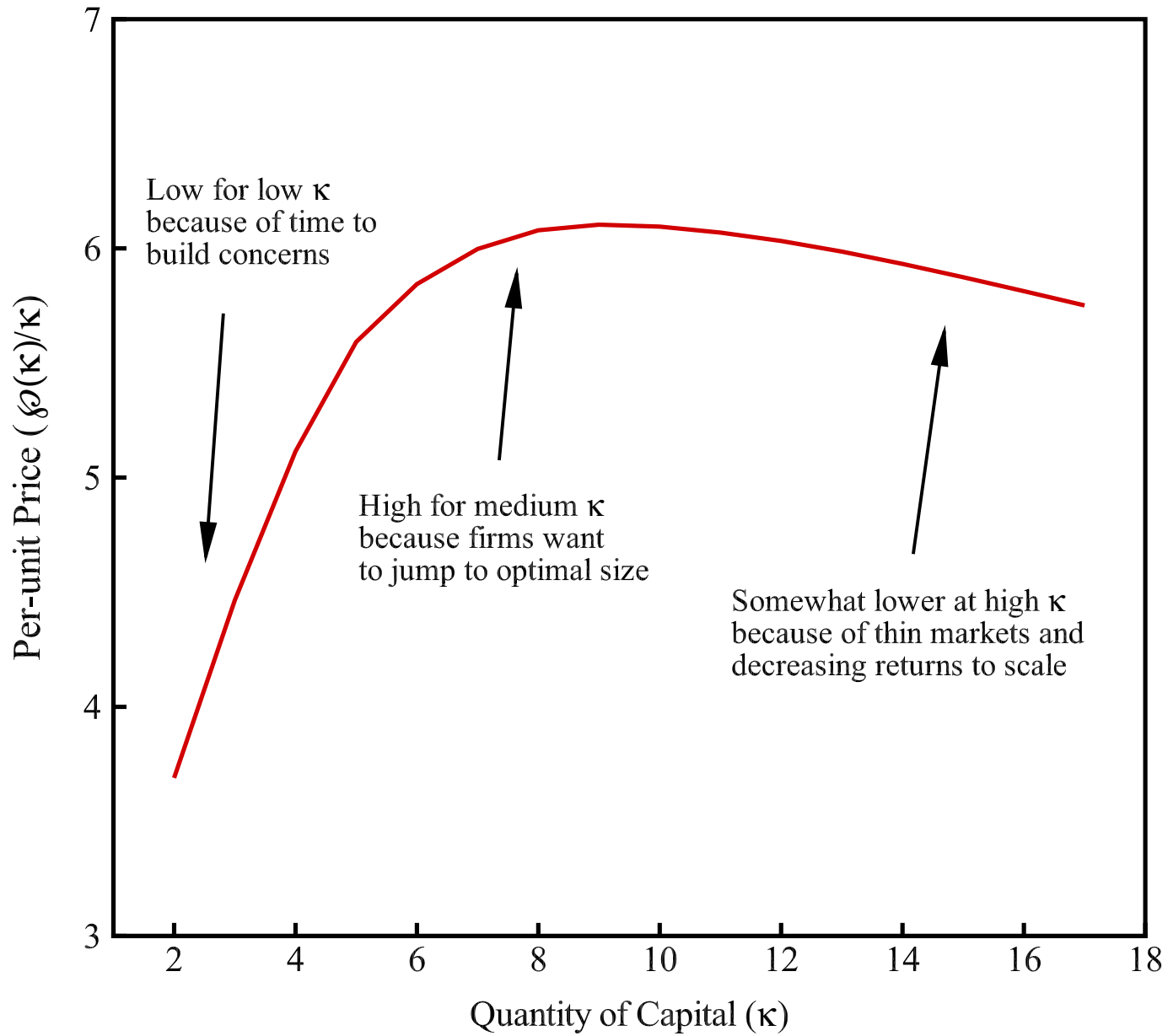


Dispersion in Prices without Frictions





Dispersion in Prices without Frictions





Estimating Business Wealth

- Finance textbook: present value of owner dividends
- SCF survey: price if sold business today
- Both have clear model counterparts



Estimating Business Wealth

- Finance textbook: present value of owner dividends, $V(s)$
- SCF survey: price if sold business today, $\mathcal{P}(\kappa(s))$
- Both have clear model counterparts



Estimating Business Wealth

Productivity Level (z)	Transferable Share $\mathcal{P}(\kappa(s))/V(s)$	Income Yield $[y(s) - C(\theta(s))]/V(s)$
1.00	0.54	0.13
1.29	0.47	0.14
1.67	0.42	0.16
2.15	0.37	0.17
2.78	0.34	0.19
3.59	0.31	0.20
4.64	0.32	0.21
5.99	0.41	0.23
7.74	0.38	0.24
10.0	0.33	0.23
Avg	0.43	0.17



TAXING CAPITAL GAINS



Capital Gains Tax

- Introduce tax τ on gains
 - Seller receives $(1 - \tau)p^m(s, \tilde{s})$
 - Government receives $\tau p^m(s, \tilde{s})$
- Use tricks to handle nontransferable utility case



Effects of Tax

- Fewer trades (obvious)
 - Tax eliminates trades where gains are small
- Heterogeneity in tax incidence
 - Larger on buyer if transacted quantity small
 - Larger on seller if transacted quantity large



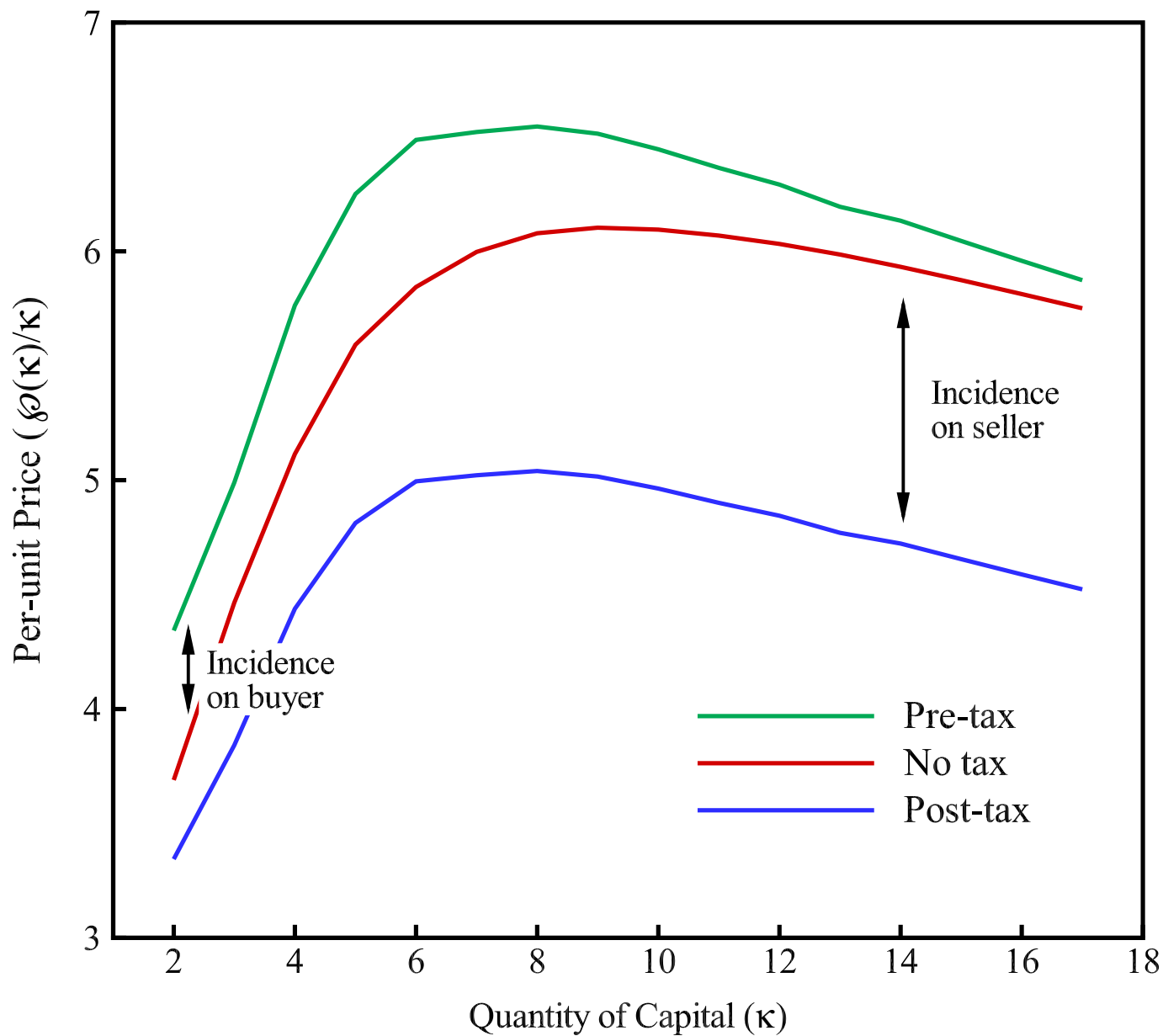
Eliminates Small-Gain Trades

- With tax, find larger distance between buyers/sellers
- For example, ratio of MPKs of buyer to seller:

Moments	$\tau = 0\%$	$\tau = 20\%$
Mean	8.2	10.7
Standard deviation	1.8	1.7
5 th percentile	5.9	8.0
25 th	7.0	9.5
50 th	8.0	10.4
75 th	9.3	12.0
95 th	12.0	13.4



Heterogeneity in Tax Incidence





Next Steps

- Theory: add curvature and financing constraints
- Estimation: continue work with IRS data
- Applications: continue work studying capital taxation



APPENDIX: MONGE-KANTOROVICH PROBLEM



MK Maximization Problem

$$Q(\phi, V) = \max_{\substack{\pi_{s, \tilde{s}} \geq 0 \\ \pi_o, \tilde{\pi}_o \geq 0}} \int X(s, \tilde{s}) \pi_{s, \tilde{s}}(ds, d\tilde{s}) + V(s) \pi_o(ds) + V(\tilde{s}) \tilde{\pi}_o(d\tilde{s})$$

$$s.t. \int \pi_{s, \tilde{s}}(ds \in A, d\tilde{s} \in \mathcal{S}) + \pi_o(ds \in A) = \phi(A)/2$$

$$\int \pi_{s, \tilde{s}}(ds \in \mathcal{S}, d\tilde{s} \in A) + \tilde{\pi}_o(ds \in A) = \phi(A)/2$$

where the gains to trade are

$$X(s, \tilde{s}) = \max \left\{ \underbrace{V(z(s), \kappa(s) + \kappa(\tilde{s}))}_{s \text{ buys}}, \underbrace{V(s) + V(\tilde{s})}_{\text{no trade}}, \underbrace{V(z(\tilde{s}), \kappa(s) + \kappa(\tilde{s}))}_{\tilde{s} \text{ buys}} \right\}$$



Role of MK Lagrange Multipliers

- Multipliers $\mu = \mu^a = \mu^b$ capture gains from trade

$$\mu = \nabla_{\phi} Q$$

- Prices implement gains from trade

$$p^m(s, \tilde{s}) = V(z(s), k^m(s, \tilde{s})) - \mu(s)$$

- Post-trade values are intuitively connected

$$V(s) = \max y(s) - C(\theta) + (1 - \delta)\beta \mathbb{E}\mu(s')$$



Galichon-Kominers-Weber Tricks

- Without capital gains tax
 - Labeling buyers/sellers a priori not necessary
 - Exploiting symmetry possible with MK
- With capital gains tax
 - Labeling buyers/sellers a priori is necessary
 - Exploiting MK requires complicated outer loop
- GKW's trick is to introduce small “preference shocks”
 - All types are buyers and sellers
 - Numerical objects are equations not inequalities