

## THE OPTIMAL DEGREE OF DISCRETION IN MONETARY POLICY

BY SUSAN ATHEY, ANDREW ATKESON, AND PATRICK J. KEHOE<sup>1</sup>

How much discretion should the monetary authority have in setting its policy? This question is analyzed in an economy with an agreed-upon social welfare function that depends on the economy's randomly fluctuating state. The monetary authority has private information about that state. Well designed rules trade off society's desire to give the monetary authority discretion to react to its *private information* against society's need to prevent that authority from giving in to the temptation to stimulate the economy with unexpected inflation, the *time inconsistency* problem. Although this dynamic mechanism design problem seems complex, its solution is simple: legislate an inflation cap. The optimal degree of monetary policy discretion turns out to shrink as the severity of the time inconsistency problem increases relative to the importance of private information. In an economy with a severe time inconsistency problem and unimportant private information, the optimal degree of discretion is none.

KEYWORDS: Rules vs. discretion, time inconsistency, optimal monetary policy, inflation targets, inflation caps, activist monetary policy.

SUPPOSE THAT SOCIETY CAN CREDIBLY IMPOSE on the monetary authority rules that govern the conduct of monetary policy. How much discretion should be left to the monetary authority in setting its policy? The conventional wisdom from policymakers is that optimal outcomes can be achieved only if some discretion is left in the hands of the monetary authority. However, starting with Kydland and Prescott (1977), most of the academic literature has contradicted that view. In summarizing this literature, Taylor (1983) and Canzoneri (1985) argue that when the monetary authority does not have private information about the state of the economy, the debate is settled: there should be no discretion; the best outcomes can be achieved by rules that specify the action of the monetary authority as a function of observables. The unsettled question in this debate is Canzoneri's: What about when the monetary authority does have private information? What, then, is the optimal degree of monetary policy discretion?

To answer this question, we use a model of monetary policy similar to that of Kydland and Prescott (1977) and Barro and Gordon (1983). In our *legislative approach to monetary policy*, we suppose that society designs the optimal rules governing the conduct of monetary policy by the monetary authority. The model includes an agreed-upon social welfare function that depends on the random state of the economy. We begin with the assumption that the monetary authority observes the state and individual agents do not. In the context

<sup>1</sup>The authors thank the editor and the referees for very useful comments, Kathy Rolfe for excellent editorial assistance, and the NSF for generous financial assistance under Grants SES-0351500, SES-9983820, SES-9618152, SES-0419213, SBR-0419213. The views expressed are those of the authors and not necessarily those of the Federal Reserve Bank of Minneapolis or the Federal Reserve System.

of our model, we say that the monetary authority has *discretion* if its policy is allowed to vary with its private information.<sup>2</sup>

The assumption of private information creates a tension between discretion and time inconsistency.<sup>3</sup> Tight constraints on discretion mitigate the time inconsistency problem in which the monetary authority is tempted to claim repeatedly that the current state of the economy justifies a monetary stimulus to output. However, tight constraints leave little room for the monetary authority to fine-tune its policy to its private information. Loose constraints allow the monetary authority to do that fine tuning, but they also allow more room for the monetary authority to stimulate the economy with surprise inflation.

We find the constraints on monetary policy that, in the presence of private information, optimally resolve this tension between discretion and time inconsistency. Formally, we cast this problem as a dynamic mechanism design problem. Canzoneri (1985) conjectures that because of the dynamic nature of the problem, the resulting optimal mechanism with regard to monetary policy is likely to be quite complex. We find that, in fact, it is quite simple. For a broad class of economies, the optimal mechanism is static and can be implemented by setting an *inflation cap*, an upper limit on the permitted inflation rate.

More formally, our model can be described as follows. Each period, the monetary authority observes one of a continuum of possible privately observed states of the economy. These states are i.i.d. over time. In terms of current payoffs, the monetary authority prefers to choose higher inflation when higher values of this state are realized and lower inflation when lower values are realized. Here a *mechanism* specifies what monetary policy is chosen each period as a function of the history of the monetary authority's reports of its private information. We say that a mechanism is *static* if policies depend only on the current report by the monetary authority and *dynamic* if policies depend also on the history of past reports.

Our main technical result is that, as long as a monotone hazard condition is satisfied, the optimal mechanism is static. We also give examples in which this monotone hazard condition fails and the optimal mechanism is dynamic.

We then show that our result on the optimality of a static mechanism implies that the optimal policy has one of two forms: either it has bounded discretion or it has no discretion. Under *bounded discretion*, there is a cutoff state: for any state less than this, the monetary authority chooses its *static best response*, which is an inflation rate that increases with the state, and for any state greater

<sup>2</sup>Our approach here is different from that in the early literature on rules vs. discretion, as is our notion of discretion. The early literature assumes that society has no mechanism for committing to rules governing monetary policy. As does Taylor (1983), we find the legislative approach more appealing for advanced economies.

<sup>3</sup>For some potential empirical support for the idea that the Federal Reserve possesses some nontrivial private information, see the work of Romer and Romer (2000). As we discuss below, we interpret this private information in our economy along the lines of Sleet and Yeltekin (2003) and Sleet (2004).

than this cutoff state, the monetary authority chooses a constant inflation rate. Under *no discretion*, the monetary authority chooses some constant inflation rate regardless of its information.

We then show that we can implement the optimal policy as a repeated static equilibrium of a game in which the monetary authority chooses its policy subject to an inflation cap and in which individual agents' expectations of future inflation do not vary with the monetary authority's policy choice. In general, the inflation cap would vary with observable states, but to keep the model simple, we abstract from observable states and the inflation cap is a single number. Depending on the realization of the private information, sometimes the cap will bind and sometimes it will not.

These results imply that the optimal constraints on discretion take the form of an inflation cap: the monetary authority is allowed to choose any inflation rate below this cap, but cannot choose one above it. We say that a given inflation cap implies less discretion than another cap if it is more likely to bind. We show that the optimal degree of discretion for the monetary authority is smaller in an economy the more severe the time inconsistency problem is and the less important private information is. It is immediate that we can equivalently implement the optimal policy by choosing a range of acceptable inflation rates. The optimal range will decrease as the time inconsistency problem becomes more severe relative to the importance of private information.

Here the rationale for discretion clearly depends in a critical way on the monetary authority having some private information that the other agents in the economy do not have. Of course, if the amount of such private information is thought to be very small in actual economies, relative to time inconsistency problems, then our work argues that in such economies the logical case for a sizable amount of discretion is weak and the monetary authority should follow a rather tightly specified rule.

One interpretation of our work is that we solve for the optimal inflation targets. As such, our work is related to the burgeoning literature on inflation targeting. (See the works of Cukierman and Meltzer (1986), Bernanke and Woodford (1997), and Faust and Svensson (2001), among many others.) In terms of the practical application of inflation targets, Bernanke and Mishkin (1997) discuss how inflation targets often take the form of ranges or limits on acceptable inflation rates similar to the ranges we derive. Indeed, our work here provides one theoretical rationale for the type of constrained discretion advocated by Bernanke and Mishkin.

Here we have assumed that the monetary authority maximizes the welfare of society. As such, the monetary authority is viewed as the conduit through which society exercises its will. An alternative approach is to view the monetary authority as an individual or an organization motivated by concerns other than that of society's well-being. If, for example, the monetary authority is motivated in part by its own wages, then, as Walsh (1995) has shown, the full-information, full-commitment solution can be implemented. Hence, with such

a setup, monetary policy has no binding incentive problems to begin with. As Persson and Tabellini (1993) note, there are many reasons such contracts are either difficult or impossible to implement, and the main issue for research following this approach is why such contracts are, at best, rarely used.

Our work is related to several other literatures. One is some work on private information in monetary policy games. See, for example, that of Backus and Driffill (1985), Ireland (2000), Sleet (2001), Da Costa and Werning (2002), Angeletos, Hellwig, and Pavan (2003), Sleet and Yeltekin (2003), and Stokey (2003). The most closely related of these is the work of Sleet (2001), who considers a dynamic general equilibrium model in which the monetary authority sees a noisy signal about future productivity before it sets the money growth rate. Sleet finds that, depending on parameters, the optimal mechanism may be static, as we find here, or it may be dynamic.

Our work is also related to a large literature on dynamic contracting. Our result on the optimality of a static mechanism is quite different from the typical result in this literature, that static mechanisms are not optimal. (See, for example, Green (1987) and Atkeson and Lucas (1992).) We discuss the relationship between our work and these literatures in more detail after we present our results.

At a technical level, we draw heavily on the literature on recursive approaches to dynamic games. We use the technique of Abreu, Pearce, and Stacchetti (1990), which has been applied to monetary policy games by Chang (1998) and is related to the policy games studied by Phelan and Stacchetti (2001), Albanesi and Sleet (2002), and Albanesi, Chari, and Christiano (2003).

The mechanism design problem that we study is related, at an abstract level, to some work on supporting collusive outcomes in cartels by Athey, Bagwell, and Sanchirico (2004), work on risk-sharing with nonpecuniary penalties for default by Rampini (2004), and work on the trade-off between flexibility and commitment in savings plans for consumers with hyperbolic discounting by Amador, Werning, and Angeletos (2004). However, our paper is both substantively and technically quite different from those. We discuss the details of the relationship with Athey, Bagwell, and Sanchirico (2004) and Amador, Werning, and Angeletos (2004) after we present our results.

## 1. THE ECONOMY

### A. *The Model*

Here we describe our simple model of monetary policy. The economy has a monetary authority and a continuum of individual agents. The time horizon is infinite, with periods indexed by  $t = 0, 1, \dots$

At the beginning of each period, agents choose individual action  $z_t$  from some compact set. We interpret  $z$  as (the growth rate of) an individual's nominal wage and let  $x_t$  denote the (growth of the) average nominal wage. Next, the monetary authority observes the current realization of its private information

about the state of the economy. This private information  $\theta_t$  is an i.i.d., mean 0 random variable with support  $\theta \in [\underline{\theta}, \bar{\theta}]$ , with a strictly positive density  $p(\theta)$  and a distribution function  $P(\theta)$ . Given this private information  $\theta_t$ , referred to as the *state*, the monetary authority chooses money growth  $\mu_t$  in some large compact set  $[\underline{\mu}, \bar{\mu}]$ .

The monetary authority maximizes a social welfare function  $R(x_t, \mu_t, \theta_t)$  that depends on the average nominal wage growth  $x_t$ , the monetary growth rate  $\mu_t$ , and a privately observed state  $\theta_t$ . We interpret  $\theta_t$  to be private information of the monetary authority regarding the impact of a monetary stimulus on social welfare in the current period. Throughout, we assume that  $R$  is strictly concave in  $\mu$  and twice continuously differentiable.

A leading interpretation of the private information in our economy follows that of Sleet and Yeltekin (2003) and Sleet (2004). Individual agents in the economy have either heterogeneous preferences or heterogeneous information regarding the optimal inflation rate, and the monetary authority sees an aggregate of that information that the private agents do not see. (Informally, we imagine this private information takes resources to acquire, so that while agents in the economy feasibly can acquire the information, the costs involved in doing so outweigh the benefits.) When we pose our optimal policy problem as a mechanism design problem, we are presuming that the mechanism designer is a separate agent with no independent information of its own. We interpret the society's objective as a weighted average of the preferences of the heterogeneous agents.

As a *benchmark example*, we use the function

$$(1) \quad R(x_t, \mu_t, \theta_t) = -\frac{1}{2}[(U + x_t - \mu_t)^2 + (\mu_t - \alpha\theta_t)^2].$$

We interpret (1) as the reduced form that results from a monetary authority that maximizes a social welfare function that depends on unemployment, inflation, and the monetary authority's private information  $\theta$ . Each period, inflation  $\pi_t$  is equal to the money growth rate  $\mu_t$  chosen by the monetary authority. Unemployment is determined by a Phillips curve. The unemployment rate is given by

$$(2) \quad u_t = U + x_t - \mu_t,$$

where  $U$  is a positive constant, which we interpret as the natural rate of unemployment. In (1),  $\alpha$  is a weight on the private information. Social welfare in period  $t$  is a function of  $u_t$  and  $\pi_t$  and the state  $\theta_t$ . Our benchmark example is derived from a quadratic objective function of the form

$$(3) \quad -\frac{u_t^2}{2} - \frac{(\pi_t - \alpha\theta_t)^2}{2},$$

which is similar to that used by Kydland and Prescott (1977) and Barro and Gordon (1983). Using (2) and  $\pi_t = \mu_t$  in (3), we obtain (1). Here the monetary authority's private information is about the social cost of inflation, but we develop our model for general specifications of the social welfare function  $R(x_t, \mu_t, \theta_t)$  that subsume (1) as a special case. Notice that in our general formulation, we allow the current payoff to vary with expected inflation, through  $x_t$ ; with actual inflation, through  $\mu_t$ ; and with the state  $\theta_t$ . This formulation thus subsumes many other versions of the Kydland–Prescott and Barro–Gordon models in the literature.<sup>4</sup>

Throughout, a *policy* for the monetary authority in any given period, denoted  $\mu(\cdot)$ , specifies the money growth rate  $\mu(\theta)$  for each level of the state  $\theta$ . For any  $x$ , we define the *static best response* to be the policy  $\mu^*(\theta; x)$  that solves  $R_\mu(x, \mu(\theta), \theta) = 0$ . We assume that if  $x = \int \mu(\theta)p(\theta) d\theta$ , then

$$(4) \quad \int R_x(x, \mu(\theta), \theta)p(\theta) d\theta < 0.$$

### B. Two Ramsey Benchmarks

Before we analyze the economy in which the monetary authority has private information, we consider two alternative economies. The optimal policies in these economies are useful as benchmarks for the optimal policy in the private information economy.

One benchmark, the *Ramsey policy*, denoted  $\mu^R(\cdot)$ , yields the highest payoff that can be achieved in an economy with full information. The gap between that Ramsey payoff and the payoff in the economy with private information measures the welfare loss due to private information.

The other benchmark, the *expected Ramsey policy*, denoted  $\mu^{ER}$ , yields the highest payoff that can be achieved when the policy is restricted to not depend on private information. In our environment, there is no publicly observed shock to the economy; hence, this policy is a constant. The expected Ramsey policy is a useful benchmark because it is the best policy that can be achieved by a rule that specifies policies as a function only of observables. This policy is analogous to the strict targeting rule discussed by Canzoneri (1985).

For the Ramsey policy benchmark, consider an economy with full information with the following timing scheme. Before the state  $\theta$  is realized, the

<sup>4</sup>Note that the inflation rate that enters the period  $t$  social welfare function is the current inflation rate, that from period  $t - 1$  to period  $t$ . As has often been noted, this formulation captures the distortions in a sticky price model with multiple sectors. As the current inflation rate rises or falls, the prices of goods in sectors that can currently change prices rise or fall relative to the prices in sectors that cannot. Movements in the current inflation rate thus create resource allocation distortions. Also, for simplicity, our formulation abstracts from direct costs due to future inflation. One interpretation of this feature is that it captures what happens in the cashless limit of a sticky price model.

monetary authority commits to a schedule for money growth rates  $\mu(\cdot)$ . Next, individual agents choose their nominal wages  $z$  with associated average nominal wages  $x$ . Then the state  $\theta$  is realized and the money growth rate  $\mu(\theta)$  is implemented. The optimal allocations and policies in this economy solve the *Ramsey problem*

$$\max_{x, \mu(\cdot)} \int R(x, \mu(\theta), \theta) p(\theta) d\theta$$

subject to  $x = \int \mu(\theta) p(\theta) d\theta$ . For our example (1), the Ramsey policy is  $\mu^R(\theta) = \alpha\theta/2$ . Note that the Ramsey policy has the monetary authority choosing a money growth rate that is increasing in its private information. Thus, with full information, it is optimal to have the monetary authority fine-tune its policy to the state of the economy. This feature of the environment leads to a tension in the economy with private information between allowing the monetary authority discretion for fine tuning and experiencing the resulting time inconsistency problem.

For the other benchmark, consider an economy in which the monetary authority is restricted to choosing money growth  $\mu$  that does not vary with its private information. The equilibrium allocations and policies in the economy with these constraints solve the *expected Ramsey problem*

$$(5) \quad \max_{x, \mu} \int R(x, \mu, \theta) p(\theta) d\theta$$

subject to  $x = \mu$ . For our example (1), the expected Ramsey policy is  $\mu^{ER} = 0$ .

For our example (1), the Ramsey policy obviously yields strictly higher welfare than does the expected Ramsey policy. More generally, when  $R_{\mu\theta}(x, \mu, \theta) > 0$ , the Ramsey policy  $\mu^R(\cdot)$  is strictly increasing in  $\theta$  and yields strictly higher welfare than does the expected Ramsey policy.

### C. The Dynamic Mechanism Design Problem

To analyze the problem of finding the optimal degree of discretion, we use the tools of dynamic mechanism design. Without loss of generality, we formulate the problem as a direct revelation game. In this problem, society specifies a *monetary policy*, the money growth rate as a function of the history of the monetary authority's reports of its private information about the state of the economy. Given the specified monetary policy, the monetary authority chooses a strategy for reporting its private information. Individual agents choose their wages as functions of the history of reports of the monetary authority.

A monetary policy in this environment is a sequence of functions  $\{\mu_t(h_t, \hat{\theta}_t) \mid \text{all } h_t, \hat{\theta}_t\}_{t=0}^{\infty}$ , where  $\mu_t(h_t, \hat{\theta}_t)$  specifies the money growth rate that will be chosen in period  $t$  following the history  $h_t = (\hat{\theta}_0, \hat{\theta}_1, \dots, \hat{\theta}_{t-1})$  of past reports together with the current report  $\hat{\theta}_t$ . The monetary authority chooses a reporting

strategy  $\{m_t(h_t, \theta_t) \mid \text{all } h_t, \theta_t\}_{t=0}^\infty$  in period 0, where  $\theta_t$  is the current realization of private information and  $m_t(h_t, \theta_t) \in [\underline{\theta}, \bar{\theta}]$  is the reported private information in  $t$ . As is standard, we restrict attention to public strategies, those that depend only on public histories and the current private information, not on the history of private information.<sup>5</sup> Also, from the Revelation Principle, we need only restrict attention to truth-telling equilibria, in which  $m_t(h_t, \theta_t) = \theta_t$  for all  $h_t$  and  $\theta_t$ .

In each period, each agent chooses the action  $z_t$  as a function of the history of reports  $h_t$ . Since agents are competitive, the history need not include either agents' individual past actions or the aggregate of their past actions.<sup>6</sup>

Each agent chooses nominal wage growth equal to expected inflation. For each history  $h_t$ , with monetary policy  $\mu_t(h_t, \cdot)$  given, agents set  $z_t(h_t)$  equal to expected inflation,

$$(6) \quad z_t(h_t) = \int \mu_t(h_t, \theta) p(\theta) d\theta,$$

where we have used the fact that agents expect the monetary authority to report truthfully, so that  $m_t(h_t, \theta_t) = \theta_t$ . Aggregate wages are defined by  $x_t(h_t) = z_t(h_t)$ .

The optimal monetary policy maximizes the discounted sum of social welfare,

$$(7) \quad (1 - \beta) \sum_{t=0}^\infty \int \beta^t R(x_t(h_t), \mu_t(h_t, \theta_t), \theta_t) p(\theta_t) d\theta_t,$$

where the future histories  $h_t$  are recursively generated from the choice of monetary policy  $\mu_t(\cdot, \cdot)$  in the natural way, starting from the null history. The term  $1 - \beta$  normalizes the discounted payoffs to be in the same units as the per-period payoffs.

A *perfect Bayesian equilibrium* of this revelation game is a monetary policy, a reporting strategy, a strategy for wage setting by agents  $\{z_t(\cdot)\}_{t=0}^\infty$ , and average wages  $\{x_t(\cdot)\}_{t=0}^\infty$  such that (6) is satisfied in every period following every history  $h_t$ , average wages equal individual wages in that  $x_t(h_t) = z_t(h_t)$ , and the monetary policy is incentive-compatible in the standard sense that, in every period, following every history  $h_t$  and realization of the private information  $\theta_t$ , the monetary authority prefers to report  $m_t(h_t, \theta_t) = \theta_t$  rather than any other value  $\hat{\theta} \in [\underline{\theta}, \bar{\theta}]$ . Note that since average wages  $x_t(h_t)$  always equal wages of individual agents  $z_t(h_t)$ , we need only record average wages from now on.

<sup>5</sup>For a discussion of the large class of environments for which this restriction does not alter the set of equilibrium payoffs, see Fudenberg and Tirole's (1991) text.

<sup>6</sup>For details of why this is true, see the work of Chari and Kehoe (1990).



Note that this definition of a perfect Bayesian equilibrium includes no notion of optimality for society. Instead, it simply requires that in response to a given monetary policy, private agents respond optimally and truth-telling for the monetary authority is incentive-compatible. The set of perfect Bayesian equilibria outcomes is the set of incentive-compatible outcomes that are implementable by some monetary policy.

The mechanism design problem is to choose a monetary policy, a reporting strategy, and a strategy for average wages, the outcomes of which maximize social welfare (7) subject to the constraint that these strategies are incentive-compatible.

#### D. A Recursive Formulation

Here we formulate the problem of characterizing the solution to this mechanism design problem recursively. The repeated nature of the model implies that the set of incentive-compatible payoffs that can be obtained from any period  $t$  on is the same that can be obtained from period 0. Thus, the payoff from any incentive-compatible outcome for the repeated game can be broken down into payoffs from current actions for the players and continuation payoffs that are themselves drawn from the set of incentive-compatible payoffs. Following this logic, Abreu, Pearce, and Stacchetti (1990) show that the set of incentive-compatible payoffs can be found using a recursive method that we exploit here.

In our environment, this recursive method is as follows. Consider an operator on sets of the following form. Let  $W$  be some compact subset of the real line and let  $\bar{w}$  be the largest element of  $W$ . The set  $W$  may be interpreted as a candidate set of incentive-compatible levels of social welfare. In our recursive formulation, the current actions are average wages  $x$  and a report  $\hat{\theta} = m(\theta)$  for every realized value of the state  $\theta$ . For each possible report  $\hat{\theta}$ , there is a corresponding *continuation payoff*  $w(\hat{\theta})$  that represents the discounted utility for the monetary authority from the next period on. Clearly, these continuation payoffs cannot vary directly with the privately observed state  $\theta$ .

We say that the actions  $x$  and  $\mu(\cdot)$  and the continuation payoff  $w(\cdot)$  are *enforceable by  $W$*  if

$$(8) \quad w(\hat{\theta}) \in W \quad \text{for all } \hat{\theta} \in [\underline{\theta}, \bar{\theta}],$$

$$(9) \quad x = \int \mu(\theta) p(\theta) d\theta,$$

and the incentive constraints

$$(10) \quad (1 - \beta)R(x, \mu(\theta), \theta) + \beta w(\theta) \geq (1 - \beta)R(x, \mu(\hat{\theta}), \theta) + \beta w(\hat{\theta})$$

are satisfied for all  $\theta$  and all  $\hat{\theta}$ , where  $\mu(\theta) \in [\underline{\mu}, \bar{\mu}]$ . Constraint (8) requires that each continuation payoff  $w(\hat{\theta})$  be drawn from the candidate set of incentive-compatible payoffs  $W$ , while constraint (9) requires that average wages equal

expected inflation. Constraint (10) requires that for each privately observed state  $\theta$ , the monetary authority prefers to report the truth  $\theta$  rather than any other message  $\hat{\theta}$ . That is, the monetary authority prefers the money growth rate  $\mu(\theta)$  and the continuation value  $w(\theta)$  rather than a money growth rate  $\mu(\hat{\theta})$  and its corresponding continuation value  $w(\hat{\theta})$ .

The payoff corresponding to  $x$ ,  $\mu(\cdot)$ , and  $w(\cdot)$  is

$$(11) \quad V(x, \mu(\cdot), w(\cdot)) = \int [(1 - \beta)R(x, \mu(\theta), \theta) + \beta w(\theta)]p(\theta) d\theta.$$

Define the operator  $T$  that maps a set of payoffs  $W$  into a new set of payoffs as

$$(12) \quad T(W) = \{v \mid \text{there exist } x_v, \mu_v(\cdot), w_v(\cdot) \text{ enforceable by } W, \\ \text{s.t. } v = V(x_v, \mu_v(\cdot), w_v(\cdot))\}.$$

As demonstrated by Abreu, Pearce, and Stacchetti (1990), the set of incentive-compatible payoffs is the largest set  $W$  that is a fixed point of this operator:

$$(13) \quad W^* = T(W^*).$$

For any given candidate set of incentive-compatible payoffs  $W$ , we are interested in finding the largest payoff that is enforceable by  $W$  or the largest element  $\bar{v} \in T(W)$ . We find this payoff by solving the problem, termed the *best payoff problem*,

$$(14) \quad \bar{v} = \max_{x, \mu(\theta), w(\theta)} \int [(1 - \beta)R(x, \mu(\theta), \theta) + \beta w(\theta)]p(\theta) d\theta$$

subject to the constraint that  $x$ ,  $\mu(\cdot)$ , and  $w(\cdot)$  are enforceable by  $W$ , in that they satisfy (8)–(10). Throughout, we assume that  $\mu(\cdot)$  is a piecewise, continuously differentiable function.

The best payoff problem is a mechanism design problem of choosing an incentive-compatible allocation  $x$ ,  $\mu(\cdot)$ ,  $w(\cdot)$  that maximizes utility. Following the language of mechanism design, we now refer to  $\theta$  as the *type* of the monetary authority, which changes every period. When we solve this problem with  $W = W^*$ , (13) implies that the resulting payoff is the highest incentive-compatible payoff. We will prove our main result in Proposition 1 for any  $W$ . Hence, we will not have to explicitly solve the fixed-point problem of finding  $W^*$ .

Moreover, to prove our main result, we also need focus only on the best payoff problem, which gives the highest payoff that can be obtained from period 0 onward. For completeness, however, notice that given some  $w_0(\theta)$  from the best payoff problem, a period 1 policy and continuation value,  $\mu_{w_0(\theta)}(\cdot)$  and  $w_{w_0(\theta)}(\cdot)$ , that satisfy

$$(15) \quad w_0(\theta) = \int [(1 - \beta)R(x_{w_0(\theta)}, \mu_{w_0(\theta)}(z), z) + \beta w_{w_0(\theta)}(z)]p(z) dz$$

exist by the definition of  $T$ . Equation (15) and its analog for other periods are sometimes referred to as a *promise-keeping constraint*. In our approach, we do not need to mention this constraint since it is built into the definition of the operator  $T$ .

## 2. CHARACTERIZING THE OPTIMAL MECHANISM

Now we solve the best payoff problem and use the solution to characterize the optimal mechanism. Our main result here is that under two simple conditions, a single-crossing condition and a monotone hazard condition, the optimal mechanism is static. To highlight the importance of the monotone hazard condition for this result, we discuss in an Appendix three examples that show that if the monotone hazard condition is violated, the optimal mechanism is dynamic.

### A. Preliminaries

We begin with some definitions. In our recursive formulation, we say that a mechanism is *static* if the continuation value  $w(\theta) = \bar{w}$  for (almost) all  $\theta$ . We say that a mechanism is *dynamic* if  $w(\theta) < \bar{w}$  for some set of  $\theta$  that is realized with strictly positive probability.

Our characterization of the solution to the best payoff problem does not depend on the exact value of  $\beta$ . Hence, to simplify the notation, we suppress explicit dependence on  $\beta$  and think of the term  $\beta$  as being subsumed in the  $w$  function and  $1 - \beta$  as being subsumed in the  $R$  function.

We assume that the preferences are differentiable and satisfy a standard *single-crossing assumption*, that

$$(A1) \quad R_{\mu\theta}(x, \mu, \theta) > 0.$$

This implies that higher types of monetary authority have a stronger preference for current inflation. Standard arguments can be used to show that the static best response  $\mu^*(\theta; x)$  is strictly increasing in  $\theta$ .

Under the single-crossing assumption (A1), a standard lemma lets us replace the global incentive constraints (10) with some local versions of them. We say that an allocation is *locally incentive-compatible* if it satisfies three conditions:  $\mu(\cdot)$  is nondecreasing in  $\theta$ ;

$$(16) \quad R_{\mu}(x, \mu(\theta), \theta) \frac{d\mu(\theta)}{d\theta} + \frac{dw(\theta)}{d\theta} = 0$$

wherever  $d\mu(\theta)/d\theta$  and  $dw(\theta)/d\theta$  exist; and for any point  $\theta_i$  at which these derivatives do not exist,

$$(17) \quad \lim_{\theta \nearrow \theta_i} R(x, \mu(\theta), \theta_i) + w(\theta) = \lim_{\theta \searrow \theta_i} R(x, \mu(\theta), \theta_i) + w(\theta).$$

Standard arguments give the following result: under the single-crossing assumption (A1), the allocation  $(x, \mu(\cdot), w(\cdot))$  satisfies the incentive constraints (10) if and only if the allocation is locally incentive-compatible. (See, for example, Fudenberg and Tirole’s (1991) text.)

Given any incentive-compatible allocation, we define the *utility of the allocation* at  $\theta$  to be

$$U(\theta) = R(x, \mu(\theta), \theta) + w(\theta).$$

Local incentive-compatibility implies that  $U(\cdot)$  is continuous and differentiable almost everywhere, with derivative  $U'(\theta) = R_\theta(x, \mu(\theta), \theta)$ . Integrating  $U'(\cdot)$  from  $\underline{\theta}$  up to  $\theta$  gives that

$$(18) \quad U(\theta) = U(\underline{\theta}) + \int_{\underline{\theta}}^{\theta} R_\theta(x, \mu(z), z) dz$$

while integrating  $U'(\cdot)$  from  $\bar{\theta}$  down to  $\theta$  gives that

$$(19) \quad U(\theta) = U(\bar{\theta}) - \int_{\theta}^{\bar{\theta}} R_\theta(x, \mu(z), z) dz.$$

With integration by parts, it is easy to show that for interval endpoints  $\theta_1 < \theta_2$ ,

$$(20) \quad \int_{\theta_1}^{\theta_2} U(\theta) p(\theta) d\theta = P(\theta_2)U(\theta_2) - P(\theta_1)U(\theta_1) - \int_{\theta_1}^{\theta_2} R_\theta(x, \mu(\theta), \theta)P(\theta) d\theta.$$

Using (18) and (20), we can write the value of the objective function  $\int_{\underline{\theta}}^{\bar{\theta}} U(\theta) p(\theta) d\theta$  as

$$(21) \quad U(\underline{\theta}) + \int_{\underline{\theta}}^{\bar{\theta}} \frac{1 - P(\theta)}{p(\theta)} R_\theta(x, \mu(\theta), \theta) p(\theta) d\theta \quad \text{or} \\ U(\bar{\theta}) - \int_{\underline{\theta}}^{\bar{\theta}} \frac{P(\theta)}{p(\theta)} R_\theta(x, \mu(\theta), \theta) p(\theta) d\theta.$$

Next we make some joint assumptions on the probability distribution and the social welfare function. Assume that, for any action profile  $x, \mu(\cdot)$  with  $\mu(\cdot)$  nondecreasing,

$$(A2a) \quad \frac{1 - P(\theta)}{p(\theta)} R_{\theta\mu}(x, \mu(\theta), \theta) \text{ is strictly decreasing in } \theta,$$

and

$$(A2b) \quad \frac{P(\theta)}{p(\theta)} R_{\theta\mu}(x, \mu(\theta), \theta) \text{ is strictly increasing in } \theta.$$

We refer to assumptions (A2a) and (A2b) together as (A2) and, in a slight abuse of terminology, call them the *monotone hazard condition*. In our benchmark example (1),  $R_{\theta\mu}(x, \mu(\theta), \theta) = 1$ , so that (A2) reduces to the standard monotone hazard condition familiar from the mechanism design literature, that  $[1 - P(\theta)]/p(\theta)$  be strictly decreasing and  $P(\theta)/p(\theta)$  be strictly increasing.

### B. Showing that the Optimal Mechanism Is Static

Here we show that the optimal mechanism is static by proving this proposition:

PROPOSITION 1: *Under assumptions (A1) and (A2), the optimal mechanism is static.*

The approach we take in proving Proposition 1 is different from the standard approach used by Fudenberg and Tirole (1991, Chapter 7.3) for solving a mathematically related principal-agent problem. To motivate our approach, we first show why the standard approach does not work for our problem. We discuss the forces that lead to the failure of the standard approach here because these forces suggest a variational argument we use to prove Proposition 1.

The best payoff problem can be written as follows: Choose  $\mu(\theta)$  to maximize social welfare

$$U(\underline{\theta}) + \int_{\underline{\theta}}^{\bar{\theta}} \frac{1 - P(\theta)}{p(\theta)} R_{\theta}(x, \mu(\theta), \theta) p(\theta) d\theta$$

subject to the constraints that (i)  $x = \int \mu(\theta) p(\theta) d\theta$ , (ii)  $\mu(\theta)$  is nondecreasing, and (iii) the continuation values defined by

$$w(\theta) \equiv U(\underline{\theta}) + \int_{\underline{\theta}}^{\theta} R_{\theta}(x, \mu(z), z) dz - R(x, \mu(\theta), \theta)$$

satisfy  $w(\theta) \leq \bar{w}$  for all  $\theta$ . Alternatively, we can write the best payoff problem as choosing  $\mu(\theta)$  to maximize

$$U(\bar{\theta}) - \int_{\underline{\theta}}^{\bar{\theta}} \frac{P(\theta)}{p(\theta)} R_{\theta}(x, \mu(\theta), \theta) p(\theta) d\theta$$

subject to the constraints (i), (ii), and (iii), with the continuation values defined by

$$w(\theta) \equiv U(\bar{\theta}) - \int_{\theta}^{\bar{\theta}} R_{\theta}(x, \mu(z), z) dz - R(x, \mu(\theta), \theta),$$

satisfying  $w(\theta) \leq \bar{w}$  for all  $\theta$ .

The standard approach to solving either version of this problem is to guess that the analogs of constraints (ii) and (iii) do not bind, take the corresponding first-order conditions of either version to find the implied  $\mu(\cdot)$ , and then verify that constraints (ii) and (iii) are in fact satisfied at that choice of  $\mu(\cdot)$ . If we take that approach here, it fails. The first-order conditions with respect to  $\mu(\theta)$  are

$$(22) \quad \frac{1 - P(\theta)}{p(\theta)} R_{\theta\mu}(x, \mu(\theta), \theta) = \lambda$$

for the first version of the best payoff problem and

$$(23) \quad -\frac{P(\theta)}{p(\theta)} R_{\theta\mu}(x, \mu(\theta), \theta) = \lambda$$

for the second version, where  $\lambda$  is the Lagrange multiplier on constraint (i). The solution to these first-order conditions (22) and (23), from the relaxed problem in which we have dropped constraints (ii) and (iii), implies a decreasing  $\mu(\cdot)$  schedule. To see why, note, for example, that the left-hand side of equation (22) is the increment to social welfare from marginally increasing  $\mu(\cdot)$  at some particular  $\theta$  and adjusting the continuation values  $w(\cdot)$  for  $\theta' \geq \theta$  to preserve incentive-compatibility, while the right-hand side is the cost in terms of welfare from raising expected inflation  $x$ . Under assumption (A2a), the benefits of raising  $\mu(\cdot)$  are higher for low values of  $\theta$  than for high values of  $\theta$ . Thus, in the relaxed problem, it is optimal to have a downward sloping  $\mu(\cdot)$  schedule. Similar logic applies to (23). Clearly, then, the solution to the relaxed problem violates at least one of the dropped constraints (ii) or (iii), and hence, we cannot use this standard approach.

We also cannot use the ironing approach designed to deal with cases in which the monotonicity constraint (ii) binds, because in our problem, the constraint that binds is constraint (iii), which is not dealt with in that approach. Instead, in the proof of Proposition 1 that follows, we use a variational argument to show that constraint (iii) binds for all  $\theta$  at the solution to the best payoff problem. (We discuss below the reason our model differs from others in the literature.)

Before proving Proposition 1, we sketch our basic argument. Our discussion of the first-order conditions of the relaxed problem (22) and (23) suggests that, given any strictly increasing  $\mu(\cdot)$  schedule, a variation that flattens this schedule will improve welfare if it is feasible in the sense that the associated

continuation value satisfies constraint (iii). Our proof of Lemma 1 formalizes this logic.

Our objective is to show that the optimal continuation value  $w(\cdot)$  is constant at  $\bar{w}$ . We prove this by contradiction. We start with the observation that  $w(\cdot)$  is piecewise differentiable since  $\mu(\cdot)$  is piecewise differentiable and (16) holds. We first show that  $w(\cdot)$  must be a step function. If not, there is some interval over which  $w'(\theta)$  is nonzero and, hence, from local incentive-compatibility,  $\mu(\cdot)$  is strictly increasing. In Lemma 2, we show that a variation that flattens  $\mu(\cdot)$  over that interval is feasible. From Lemma 1, we know it is welfare-improving.

We next show that  $w(\cdot)$  must be continuous, and since it is a step function, it must be constant. We prove this by showing that if either  $\mu(\cdot)$  or  $w(\cdot)$  is discontinuous at some point  $\theta$ , then (17) implies that  $\mu(\cdot)$  must be increasing in the sense that it jumps up at that point. In Lemma 3, we show that a variation that flattens  $\mu(\cdot)$  in a neighborhood of that point is feasible, and again from Lemma 1, we know that it is welfare-improving.

It is convenient in the proof of Proposition 1 to use a definition of *increasing on an interval* that covers the cases we will deal with in Lemmas 2 and 3. This definition subsumes the case of Lemma 2 in which  $d\mu(\theta)/d\theta > 0$  for some interval and the case of Lemma 3 in which  $\mu(\cdot)$  jumps up at  $\tilde{\theta}$ . We say that  $\mu(\cdot)$  is *increasing on*  $(\theta_1, \theta_2)$  if  $\mu(\cdot)$  is weakly increasing on this interval and there is some  $\tilde{\theta}$  in this interval such that  $\mu(\theta) < \tilde{\mu}$  for  $\theta < \tilde{\theta}$  and  $\mu(\theta) > \tilde{\mu}$  for  $\theta > \tilde{\theta}$ , where  $\tilde{\mu}$  is the conditional mean of  $\mu(\cdot)$  on this interval, namely,

$$(24) \quad \tilde{\mu} = \frac{\int_{\theta_1}^{\theta_2} \mu(\theta) p(\theta) d\theta}{P(\theta_2) - P(\theta_1)}.$$

In words, on this interval, the function  $\mu(\cdot)$  is weakly increasing and is strictly below its conditional mean  $\tilde{\mu}$  up to  $\tilde{\theta}$  and strictly above its conditional mean after  $\tilde{\theta}$ .<sup>7</sup> Throughout, we will also say that the policy  $\mu(\cdot)$  is *flat* at some particular point  $\theta$  if the derivative  $\mu'(\theta)$  exists and equals zero at that point.

Consider now some dynamic mechanism  $(x, \mu(\cdot), w(\cdot))$  in which the policy  $\mu(\cdot)$  is increasing on some interval, say,  $(\theta_1, \theta_2)$ . In our variation, we marginally move the function  $\mu(\cdot)$  toward its conditional mean on this interval and adjust the continuation values to preserve incentive-compatibility. In particular, our variation moves our original policy  $\mu(\cdot)$  marginally toward a policy  $\tilde{\mu}(\cdot)$  defined by

$$(25) \quad \tilde{\mu}(\theta) = \begin{cases} \tilde{\mu}, & \text{if } \theta \in (\theta_1, \theta_2), \\ \mu(\theta), & \text{otherwise.} \end{cases}$$

<sup>7</sup>Note that this definition of *increasing* is stronger than the definition of a function *weakly increasing* on an interval because our definition rules out a function that is constant over the interval. However, our definition is weaker than the definition of a function *strictly increasing* over an interval because ours allows for subintervals over which  $\mu(\cdot)$  is constant.

This policy  $\tilde{\mu}(\cdot)$  differs from the original policy  $\mu(\cdot)$  only on the interval  $(\theta_1, \theta_2)$ , and there the original policy  $\mu(\cdot)$  is replaced by the conditional mean  $\tilde{\mu}$  of the original policy over the interval. Clearly, the expected inflation under  $\tilde{\mu}(\cdot)$  is the same as the expected inflation under the original policy.

We let  $(x(a), \mu(\cdot; a), w(\cdot; a))$  and  $U(\cdot; a)$  denote our variation and the associated utility. The policy  $\mu(\cdot; a)$  in our variation is a convex combination of the policy  $\tilde{\mu}(\cdot)$  and the original policy  $\mu(\cdot)$ , and is defined by

$$(26) \quad \mu(\theta; a) = a\tilde{\mu}(\theta) + (1 - a)\mu(\theta)$$

for  $a \in [0, 1]$ . (For a graph of  $\mu(\cdot; a)$ , see Figure 1.) Clearly, the expected inflation in our variation  $\tilde{x}(a)$  equals that of the original allocation  $x$  for all  $a \in [0, 1]$ .

The delicate part of the variation is to construct the continuation value  $w(\cdot; a)$  so as to satisfy the feasibility constraint  $w(\theta; a) \leq \bar{w}$  for all  $\theta$ , in addition to incentive-compatibility. It turns out that we can ensure feasibility if we use one of two ways to adjust continuation values. In the *up variation*, we leave the continuation values unchanged below  $\theta_1$  and pass up any changes induced by our variation in the policy to higher types by suitably adjusting the continuation values to maintain incentive-compatibility. In the *down variation*, we leave

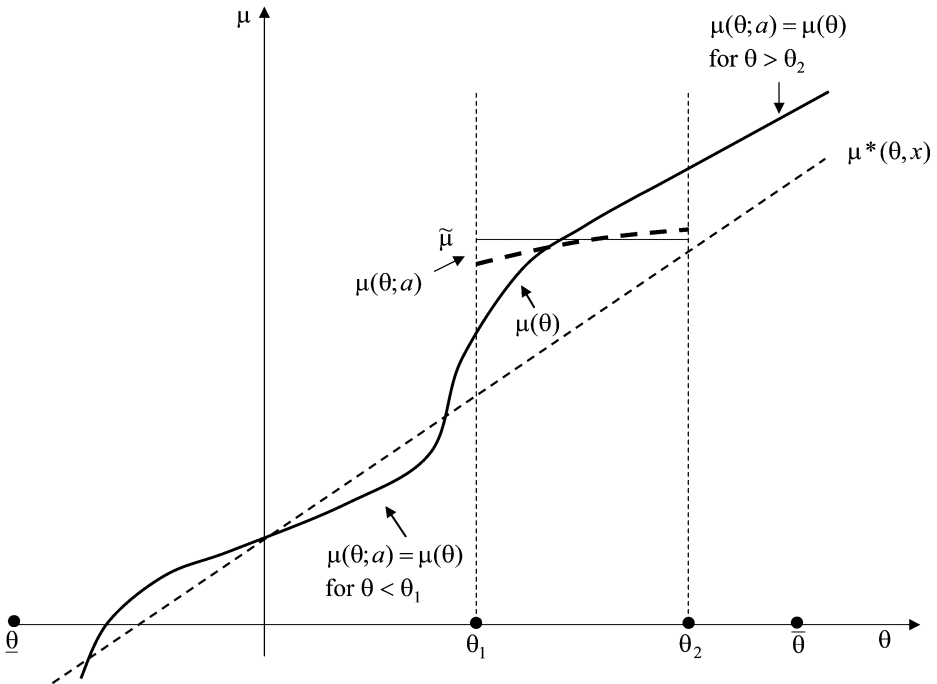


FIGURE 1.—A welfare-improving policy variation.



the continuation values unchanged above  $\theta_2$  and pass down any changes induced by our variation in the policy to lower types by suitably adjusting the continuation values to maintain incentive-compatibility.

In the up variation, we determine the continuation values by substituting  $U(\theta; a) = R(x, \mu(\theta; a), \theta) + w(\theta; a)$  into (18) to get that  $w(\theta; a)$  is defined by

$$(27) \quad w(\theta; a) = U(\underline{\theta}) + \int_{\underline{\theta}}^{\theta} R_{\theta}(x, \mu(z; a), z) dz - R(x, \mu(\theta; a), \theta).$$

In the down variation, we use (19) in a similar way to get that  $w(\theta; a)$  is defined by

$$(28) \quad w(\theta; a) = U(\bar{\theta}) - \int_{\theta}^{\bar{\theta}} R_{\theta}(x, \mu(z; a), z) dz - R(x, \mu(\theta; a), \theta).$$

By construction, these variations are incentive-compatible. In the following lemma, we show that, if either variation is feasible, it improves welfare.

LEMMA 1: *Assume (A1) and (A2), and let  $(x, \mu(\cdot), w(\cdot))$  be an allocation in which  $\mu(\cdot)$  is increasing on some interval  $(\theta_1, \theta_2)$ . Then the up variation and the down variation both improve welfare by increasing the objective function (21).*

PROOF: To see that the up variation improves welfare, use (21) to write the value of the objective function under this variation as

$$(29) \quad V(a) = U(\underline{\theta}) + \int_{\underline{\theta}}^{\bar{\theta}} \frac{1 - P(\theta)}{p(\theta)} R_{\theta}(x, a\tilde{\mu}(\theta) + (1 - a)\mu(\theta), \theta) p(\theta) d\theta.$$

To evaluate the effect on welfare of a marginal change of this type, take the derivative of  $\tilde{V}(a)$  and evaluate it at  $a = 0$  to get

$$(30) \quad \frac{dV(0)}{da} = \int_{\underline{\theta}}^{\bar{\theta}} \frac{1 - P(\theta)}{p(\theta)} R_{\theta\mu}(x, \mu(\theta), \theta) [\tilde{\mu}(\theta) - \mu(\theta)] p(\theta) d\theta,$$

which, with the form of  $\tilde{\mu}(\cdot)$ , reduces to

$$(31) \quad \frac{dV(0)}{da} = \int_{\theta_1}^{\theta_2} \frac{1 - P(\theta)}{p(\theta)} R_{\theta\mu}(x, \mu(\theta), \theta) [\tilde{\mu} - \mu(\theta)] p(\theta) d\theta.$$

If we divide (31) by the positive constant  $P(\theta_2) - P(\theta_1)$ , then we can interpret (31) to be the expectation of the product of two functions, namely,  $f(\theta)$  defined as  $[1 - P(\theta)]R_{\theta\mu}(x, \mu(\theta), \theta)/p(\theta)$  and  $g(\theta)$  defined as  $\tilde{\mu} - \mu(\theta)$ , where  $p(\theta)/[P(\theta_2) - P(\theta_1)]$  is the density of  $\theta$  over the interval  $(\theta_1, \theta_2)$ . By assumption (A2a), we know that the function  $f$  is strictly decreasing. Because the function  $\mu(\theta)$  is increasing on the interval  $(\theta_1, \theta_2)$ , the function

$g$  is decreasing on this interval in the sense that  $g(\theta)$  is weakly decreasing and lies strictly below its conditional mean for  $\theta < \tilde{\theta}$  and strictly above its conditional mean for  $\theta > \tilde{\theta}$ . By the definition of a covariance, we know that  $Efg = \text{cov}(f, g) + (Ef)(Eg)$ , where the expectation is taken with respect to the density  $p(\theta)/[P(\theta_2) - P(\theta_1)]$ . By the construction of  $\tilde{\mu}$  in (24), we know that  $Eg = 0$ , so that  $Efg = \text{cov}(f, g)$ , which is clearly positive because  $f$  is strictly decreasing and  $g$  is decreasing on the interval  $(\theta_1, \theta_2)$ . Thus, (31) is strictly positive and the variation improves welfare.

The down variation also improves welfare. The value of the objective function under this variation is

$$V(a) = U(\tilde{\theta}) - \int_{\underline{\theta}}^{\tilde{\theta}} \frac{P(\theta)}{p(\theta)} R_{\theta}(x, a\tilde{\mu}(\theta) + (1-a)\mu(\theta), \theta) p(\theta) d\theta.$$

Hence,

$$(32) \quad \frac{dV(0)}{da} = \int_{\theta_1}^{\theta_2} \frac{P(\theta)}{p(\theta)} R_{\theta\mu}(x, \mu(\theta), \theta) [\mu(\theta) - \tilde{\mu}] p(\theta) d\theta > 0$$

by arguments similar to those given before.

*Q.E.D.*

To gain some intuition for how these variations improve welfare, we begin by emphasizing a critical insight: changing the inflation for any given type not only has direct effects on the welfare of that type, but also has indirect effects on the welfare of other types through the incentive constraints. For example, making a given type better off not only helps that type, but also makes that type less tempted to mimic higher types. Thus, the continuation values of those higher types can then be increased, if that is feasible, as in the up variation. In that variation, the term  $\frac{1-P(\theta)}{p(\theta)}$  measures the importance of higher types  $1 - P(\theta)$  relative to the rate at which changing  $\mu(\theta)$  affects expected inflation as measured by  $p(\theta)$ . When continuation values are adjusted for types below a given type  $\theta$  (as in the down variation), the term  $\frac{P(\theta)}{p(\theta)}$  measures the importance of lower types  $P(\theta)$  relative to  $p(\theta)$ . In each variation, the term  $R_{\theta\mu}(x, \mu(\theta), \theta)$  relates to the rate at which changing inflation for type  $\theta$  relaxes incentive constraints.

Using these ideas, let us now focus on the up variation and consider the effects of increasing  $a$  as formalized in (31). The variation affects inflation within the interval  $(\theta_1, \theta_2)$ , and the expression inside the integral represents, for each  $\theta \in (\theta_1, \theta_2)$ , the direct and indirect effects of changing inflation for type  $\theta$ . We now argue that the flattening of the inflation schedule has a *positive* effect for a type in the bottom part of the interval, namely, for some  $\theta' \in (\theta_1, \tilde{\theta})$ , due to an increase in the inflation, which in turn relaxes the incentive constraint for  $\theta'$  and enables the continuation value  $w(\theta')$  to increase. This also creates a positive indirect effect for all types  $\theta > \theta'$ , since the increase in continuation values

can be passed upward without violating incentive constraints. In contrast, for a type in the top part of the interval, namely, for some  $\theta'' \in (\tilde{\theta}, \theta_2)$ , the flattening of the inflation schedule has a *negative* effect, an effect that is passed on through the incentive constraints in the form of lower continuation values for all types  $\theta > \theta''$ . Our monotone hazard rate assumption (A2a) ensures that the positive effect outweighs the negative effect: when appropriately normalized, help to lower types is more important than harm to higher types, because relative to  $\theta''$ , type  $\theta' < \theta''$  exerts greater indirect effects on types above  $\theta'$ .

More formally, let us derive expressions for the impact of the flattening of the policy on the current payoffs  $R$  of the directly affected types on  $(\theta_1, \theta_2)$  as well as the continuation values  $w$  of directly and indirectly affected types. The impact of increasing  $a$  on the current payoff for type  $\theta \in (\theta_1, \theta_2)$  is

$$R_\mu(x, \mu(\theta), \theta)[\tilde{\mu}(\theta) - \mu(\theta)],$$

while the impact on  $R$  is zero outside  $(\theta_1, \theta_2)$ . In the up variation, the impact of increasing  $a$  on the continuation value for a type  $\theta$  is

$$(33) \quad \frac{d\tilde{w}(\theta; 0)}{da} = \int_{\underline{\theta}}^{\theta} R_{\theta\mu}(x, \mu(z), z)[\tilde{\mu}(z) - \mu(z)] dz - R_\mu(x, \mu(\theta), \theta)[\tilde{\mu}(\theta) - \mu(\theta)].$$

Hence, the impact on the utility of type  $\theta$  is simply the sum of these pieces or

$$(34) \quad \frac{d\tilde{U}(\theta; 0)}{da} = \int_{\underline{\theta}}^{\theta} R_{\theta\mu}(x, \mu(z), z)[\tilde{\mu}(z) - \mu(z)] dz.$$

Notice from (34) that any change in the policy for some particular type  $z$  has an indirect effect (through the incentive constraints) on the utility of all types  $\theta$  above  $z$ . Thus, each term

$$(35) \quad [1 - P(z)]R_{\theta\mu}(x, \mu(z), z)[\tilde{\mu}(z) - \mu(z)]$$

in the integral (30) can be thought of as the sum of the change in welfare for all types  $z$  and above resulting from the change in the inflation schedule for the type  $z$ . Under our single-crossing assumption,  $R_{\theta\mu}(x, \mu(\theta), \theta) > 0$ , so the impact of changing the policy at  $\theta$  depends on the sign of  $\tilde{\mu}(\theta) - \mu(\theta)$ . On the interval  $(\theta_1, \theta_2)$ ,  $\tilde{\mu}(\theta) = \tilde{\mu}$ , where  $\tilde{\mu}$  is the conditional mean on this interval. By definition of the type  $\tilde{\theta}$ , on the interval  $(\theta_1, \tilde{\theta})$ ,  $\tilde{\mu} - \mu(\theta) > 0$ , and on the interval  $(\tilde{\theta}, \theta_2)$ ,  $\tilde{\mu} - \mu(\theta) < 0$ . Under assumption (A2a), it is more beneficial to help lower types and hurt higher types once the cross-type externalities generated by the incentive constraints are accounted for.

In the down variation, the intuition for the derivative (32) is the same as that for (31), except that, in this variation, a change in the inflation rate chosen by type  $\theta$  affects the continuation value of all types below  $\theta$ . Making a

type  $\theta' \in (\tilde{\theta}, \theta_2)$  at the top of the interval worse off (by flattening the inflation schedule) leaves nearby types less tempted to mimic  $\theta_2$ ; thus, the continuation value for  $\theta_2$  can be increased without inducing mimicry, and this increase can be passed on to all types  $\theta < \theta_2$ . Making a type  $\theta' \in (\theta_1, \tilde{\theta})$  at the bottom of the interval better off necessitates a lower continuation value for  $\theta_1$  to deter mimicry by nearby types, and again this decrease is passed on to types  $\theta < \theta_1$ . Condition (A2b) ensures that, when weighted by the effects on average inflation, the indirect effect generated by  $\theta'$  dominates that generated by  $\theta' < \theta'$ , so that flattening the schedule increases expected welfare.

The following lemma proves that if  $w(\cdot)$  is not a step function, then  $\mu(\cdot)$  is increasing on some interval, and there is a feasible variation that flattens  $\mu(\cdot)$  and improves welfare.

LEMMA 2: *Under (A1) and (A2), in the optimal mechanism, the continuation value function  $w(\cdot)$  is a step function.*

PROOF: Since by assumption  $\mu(\cdot)$  is piecewise differentiable, we know from (16) that  $w(\cdot)$  is too. By way of contradiction, assume that  $w(\cdot)$  is not a step function. Then there is an interval over which  $w'(\theta)$  exists and does not equal zero. Clearly, then, there is a subinterval  $(\theta_1, \theta_2)$  over which  $w'(\theta)$  is either strictly positive or strictly negative, and  $w(\theta) \leq \bar{w} - \varepsilon$  for some  $\varepsilon > 0$ . From local incentive-compatibility, we know that

$$R_\mu(x, \mu(\theta), \theta) \frac{d\mu(\theta)}{d\theta} + \frac{dw(\theta)}{d\theta} = 0;$$

so regardless of the sign of  $w'(\theta)$ , we have that  $\mu'(\theta) > 0$  on this interval. Hence,  $\mu(\cdot)$  is increasing on  $(\theta_1, \theta_2)$  in the sense defined above. From Lemma 1, we know that if the up and down variations are feasible, then they both improve welfare.

To complete the proof, we show that either the up variation or the down variation is always feasible. Under the up variation, (26) and (27) imply that  $w(\theta; a)$  equals  $w(\theta)$  for  $\theta \leq \theta_1$  and  $w(\theta) + \Delta(a)$  for  $\theta \geq \theta_2$ , where

$$(36) \quad \Delta(a) \equiv \int_{\theta_1}^{\theta_2} [R_\theta(x, \mu(z; a), z) - R_\theta(x, \mu(z), z)] dz.$$

Figure 2 is a graph of  $w(\theta; a)$  in the up variation. This graph illustrates several features of  $w(\theta; a)$ : it coincides with  $w(\theta)$  for  $\theta \leq \theta_1$ , it differs from  $w(\theta)$  by the constant  $\Delta(a)$  for  $\theta \geq \theta_2$ , and it jumps at both  $\theta_1$  and  $\theta_2$ . This last feature follows from (17) and the fact that  $\mu(\theta; a)$  jumps at these points. Notice in the graph that  $w(\theta) \leq \bar{w} - \varepsilon$  for  $\theta \in (\theta_1, \theta_2)$ .

Under the down variation, (26) and (28) imply that  $w(\theta; a)$  equals

$$(37) \quad w(\theta) - \Delta(a)$$

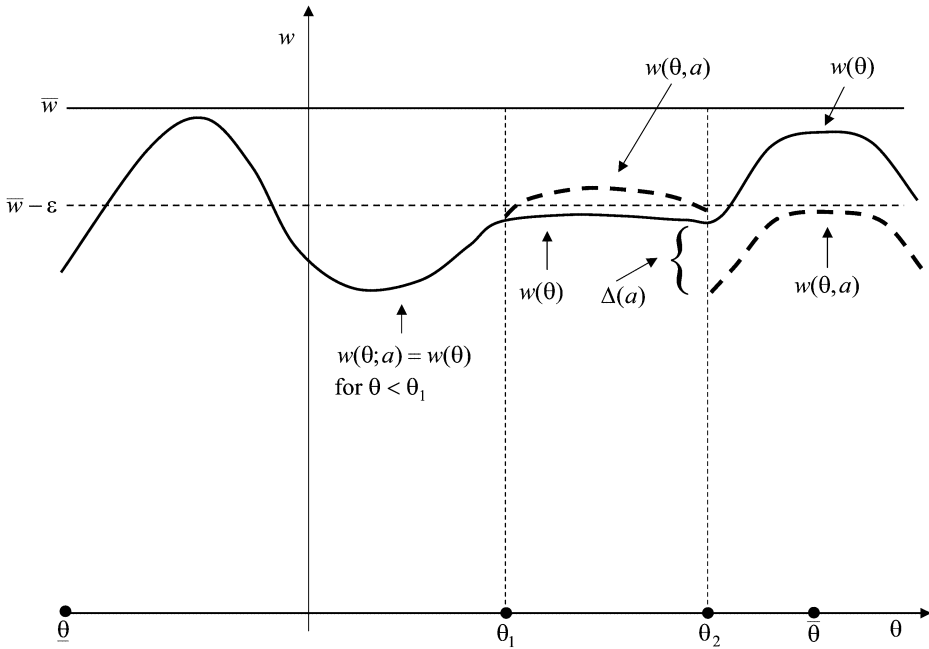


FIGURE 2.—The continuation value function: the up variation.

for  $\theta \leq \theta_1$  and equals  $w(\theta)$  for  $\theta \geq \theta_2$ . Figure 3 is a graph of  $w(\theta; a)$  in the down variation.

To ensure that the continuation value satisfies feasibility, we use the up variation when the term  $\Delta(a) \leq 0$  and the down variation when that term is positive. By doing so, we ensure that outside the interval  $(\theta_1, \theta_2)$  the continuation value under this variation is no larger than the original continuation value  $w(\theta)$ , which, by assumption, is feasible. We know that inside the interval  $(\theta_1, \theta_2)$ ,  $w(\theta) \leq \bar{w} - \varepsilon$ . Since  $R$  is continuous in  $\mu$ , we can choose  $a$  small enough to ensure that  $w(\theta; a) \leq \bar{w}$ . *Q.E.D.*

In the next lemma, we show that  $\mu(\cdot)$  and  $w(\cdot)$  are continuous. Since we know from Lemma 2 that  $w(\cdot)$  is a step function, we conclude that  $w(\cdot)$  is a constant. Optimality implies that this constant is  $\bar{w}$ .

LEMMA 3: *Under (A1) and (A2),  $\mu(\cdot)$  and  $w(\cdot)$  are continuous.*

In Appendix A, we prove that  $w(\cdot)$  is continuous by contradiction. We show that if  $w(\cdot)$  jumps at some point  $\hat{\theta}$ , then the same up variation and down variation we used in Lemma 1 will improve welfare. The only difficult part of the proof is showing that when the appropriate interval  $(\theta_1, \theta_2)$  is selected that contains the jump point  $\hat{\theta}$ , the associated continuation values are feasible. Here

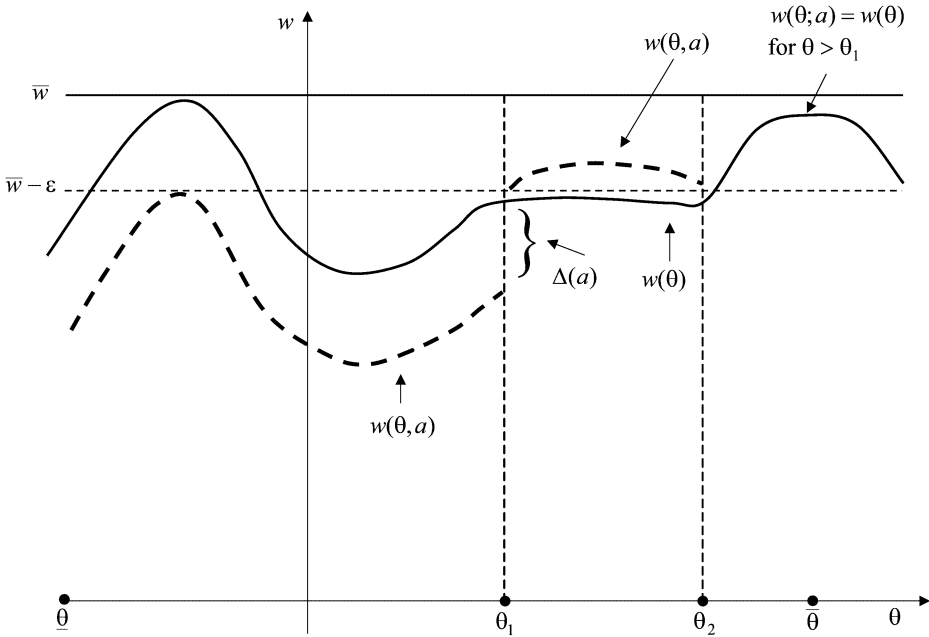


FIGURE 3.—The continuation value function: the down variation.

it may turn out that the feasibility constraint binds inside the interval  $(\theta_1, \theta_2)$ , in that the original allocation has  $w(\theta) = \bar{w}$  for some  $\theta$  in  $(\theta_1, \theta_2)$ . Thus, we cannot simply shrink the size of the weight  $a$  in the variation to ensure feasibility on  $(\theta_1, \theta_2)$ , as we did in the proof of Lemma 2. Instead we show that the variation is feasible inside the interval  $(\theta_1, \theta_2)$  with arguments that we relegate to Appendix A.

Together Lemmas 2 and 3 establish Proposition 1, that under our assumptions, the optimal mechanism is static. Our characterization of optimal policy relied on the monotone hazard condition (A2). Under this condition, we showed that the dynamic mechanism design problem has a static solution. In Appendix B, we give three simple examples in which the monotone hazard condition (A2) is violated and the dynamic mechanism design problem does not have a static solution. In the first two examples, (A2) fails because  $[1 - P(\theta)]/p(\theta)$  is not monotone; in the third, (A2) fails because  $R_{\mu\theta}$  is increasing at a sufficiently rapid rate.

### 3. THE OPTIMAL DEGREE OF DISCRETION

So far we have demonstrated that the optimal mechanism is static. Now we describe three key implications of an optimal static mechanism for monetary

policy: The optimal policy has either bounded discretion or no discretion; the optimal policy can be implemented by society setting an upper limit, or *cap*, on the inflation rate that the monetary authority is allowed to choose; and the optimal degree of discretion is decreasing the more severe is the time inconsistency problem and the less important is private information.

A. Characterizing the Optimal Policy

In the optimal static mechanism, the monetary policy  $\mu(\cdot)$  maximizes

$$(38) \quad \int R(x, \mu(\theta), \theta)p(\theta) d\theta$$

subject to the constraints that  $x = \int \mu(\theta)p(\theta) d\theta$  and  $R(x, \mu(\theta), \theta) \geq R(x, \mu(\hat{\theta}), \theta)$  for all  $\theta, \hat{\theta}$ .

We say that a monetary policy  $\mu(\cdot)$  has *bounded discretion* if it takes the form

$$(39) \quad \mu(\theta) = \begin{cases} \mu^*(\theta; x), & \text{if } \theta \in [\underline{\theta}, \theta^*), \\ \mu^* = \mu^*(\theta^*, x), & \text{if } \theta \in [\theta^*, \bar{\theta}], \end{cases}$$

where  $\mu^*(\theta; x)$  is the static best response given wages  $x = \int \mu(\theta)p(\theta) d\theta$ . Thus, for  $\theta < \theta^*$ , the monetary authority chooses the static best response, and for  $\theta \geq \theta^*$ , the monetary authority chooses the upper limit  $\mu^*$ . A policy has no discretion if  $\mu(\theta) = \mu$  for some constant  $\mu$ , so that regardless of  $\theta$ , the monetary authority chooses the same growth rate. Clearly, the best policy with no discretion is the expected Ramsey policy.<sup>8</sup>

We now show that the optimal policy has either bounded discretion or no discretion. Here, as before, we can replace the global incentive constraint in (38) with the local incentive constraints, with the restriction that  $w(\theta) = \bar{w}$ . In particular, Lemma 3 implies that  $\mu(\cdot)$  is continuous, while (16), the condition that  $R_\mu d\mu/d\theta = 0$ , implies that for all  $\theta$ ,  $\mu(\theta)$  is either flat or equal to the static best response. Clearly, if  $\mu(\cdot)$  is flat everywhere, it is a constant; hence, it equals the expected Ramsey policy, which by definition is the best constant policy. If  $\mu(\cdot)$  is not flat everywhere, then it must be of the form for some  $\theta_1$  and  $\theta_2$ ,

$$(40) \quad \mu(\theta) = \begin{cases} \mu_1 = \mu^*(\theta_1; x), & \text{if } \theta \in [\underline{\theta}, \theta_1), \\ \mu^*(\theta; x), & \text{if } \theta \in [\theta_1, \theta_2], \\ \mu_2 = \mu^*(\theta_2; x), & \text{if } \theta \in (\theta_2, \bar{\theta}], \end{cases}$$

<sup>8</sup>Note that the best policy with no discretion, the expected *Ramsey policy*, will not typically be a special case of a policy with bounded discretion. Specifically, when  $\theta^* = \underline{\theta}$ , the form (39) yields one particular policy with no discretion:  $\mu(\theta) = \mu^*(\underline{\theta}; x)$  for all  $\theta$ . However, this policy does not typically coincide with the expected Ramsey policy  $\mu^{ER}$  since the best response of the lowest type is not typically the expected Ramsey policy.

where  $x = \int \mu(\theta)p(\theta) d\theta$ . In words, the policy must be constant up to some point  $\theta_1 \geq \underline{\theta}$  and equal to the static best response of type  $\theta_1$ ; it must be equal to the static best response of type  $\theta \in [\theta_1, \theta_2]$  with  $\theta_2 \leq \bar{\theta}$ ; and then it must be constant and equal to the static best response of type  $\theta_2$ .

In the following proposition, we show that if the optimal policy is not the expected Ramsey policy, then it must be of the form (40) with  $\theta_1$  equal to  $\underline{\theta}$ , so that the policy's form reduces to the bounded discretion form (39).

**PROPOSITION 2:** *Under assumptions (A1) and (A2), the optimal policy  $\mu(\cdot)$  has either bounded discretion or no discretion.*

**PROOF:** We have argued that if the optimal policy is constant, then it must be an expected Ramsey policy, which has no discretion. If the optimal policy is not constant, then it must be of the form (40). However,  $\mu(\theta)$  having the form (40) with  $\theta_1 > \underline{\theta}$  cannot be optimal. To see this, observe that an alternative policy  $\tilde{\mu}(\theta)$  of the same form would exist with  $\tilde{\theta}_1 < \theta_1$  and  $\tilde{\theta}_2 = \theta_2$ . We illustrate this alternative policy in Figure 4. This alternative policy  $\tilde{\mu}(\theta)$  would be closer to  $\mu^*(\theta, x)$  wherever it differs from  $\mu(\theta)$  and would satisfy  $\int \tilde{\mu}(\theta)p(\theta) d\theta < \int \mu(\theta)p(\theta) d\theta = x$ . Hence, this alternative policy  $\tilde{\mu}(\theta)$  would be strictly preferred to  $\mu(\theta)$ ; the change from  $\mu(\theta)$  to  $\tilde{\mu}(\theta)$  directly improves welfare for all types  $\theta < \theta_1$ , with  $x$  held fixed. The change also reduces  $x$ , which by (4) contributes to improving total welfare. More formally, observe that the marginal impact on welfare of a marginal reduction in  $\theta_1$  is given by  $d\tilde{V}$

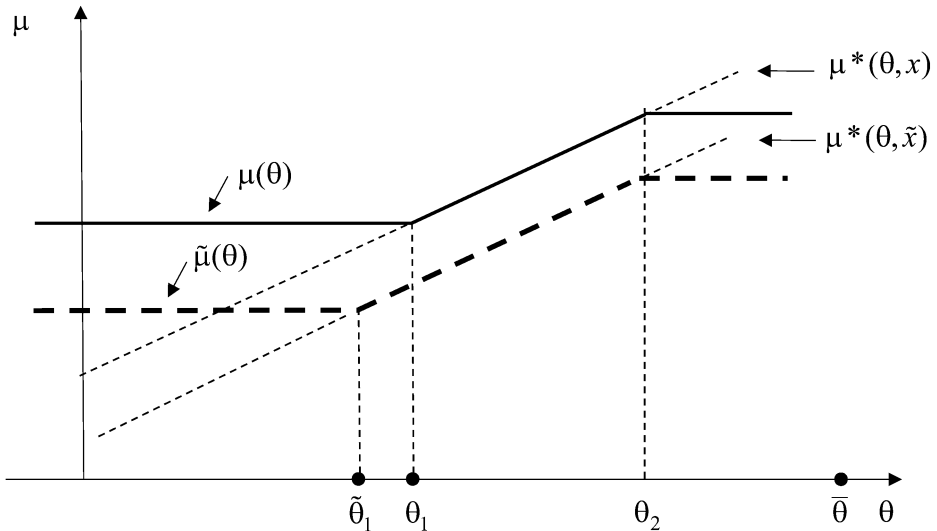


FIGURE 4.—An alternative welfare-improving policy variation.



equal to

$$\int_{\underline{\theta}}^{\theta_1} \left[ R_{\mu}(x, \mu^*(\theta_1; x), \theta) \frac{\partial \mu^*(\theta_1; x)}{\partial \theta} \Delta \theta_1 \right] p(\theta) d\theta \\ + \int_{\underline{\theta}}^{\bar{\theta}} [R_x(x, \mu(\theta), \theta) \Delta x] p(\theta) d\theta,$$

which is positive since  $R_{\mu}(x, \mu^*(\theta_1; x), \theta) < 0$ ,  $\partial \mu^*(\theta_1; x)/\partial \theta > 0$ ,  $\Delta \theta_1 < 0$ ,  $\Delta x < 0$ , and (4). Q.E.D.

### B. Implementing Optimal Policy with an Inflation Cap or a Range of Inflation Rates

We have characterized the solution to a dynamic mechanism design problem. We now imagine implementing the resulting outcome with an *inflation cap*, a highest allowable level of inflation  $\bar{\pi}$ . We imagine that society legislates this highest allowable level and that doing so restricts the monetary authority's choices to be  $\mu_t \leq \bar{\pi}$ . If this cap is appropriately set and agents simply play the repeated one-shot equilibrium of the resulting game with this inflation cap, then the monetary authority will optimally choose the outcome of the mechanism design problem. In this sense, the repeated one-shot game with an inflation cap implements the policy that solves the best payoff problem.

The intuition for this result—that a policy with either bounded discretion or no discretion can be implemented by setting an upper limit on permissible inflation rates—is simple. In our environment, the only potentially beneficial deviations from either type of policy are ones that raise inflation. Under bounded discretion, the types in  $[\underline{\theta}, \theta^*]$  are choosing their static best response to wages and, hence, have no incentive to deviate, whereas the types in  $(\theta^*, \bar{\theta}]$  have an incentive to deviate to a higher rate than  $\bar{\pi}$ . Similarly, from Proposition 3 (stated and proved below), we know that if the expected Ramsey policy is optimal, then at this policy all types have an incentive to deviate to higher rates of inflation. Hence, an inflation cap of  $\bar{\pi} = \mu^{ER}$  implements such a policy. (For completeness, we formalize this argument in Appendix C.)

Clearly, we can also implement the optimal policy with a range of inflation rates denoted  $[\underline{\pi}, \bar{\pi}]$ . The top end of such a range is the inflation cap,  $\bar{\pi}$ , just discussed. The bottom end of the range,  $\underline{\pi}$ , is simply the optimal policy chosen by the lowest type  $\underline{\theta}$  in the optimal static mechanism. Under a policy of bounded discretion,  $\underline{\pi} < \bar{\pi}$ , while under a policy of no discretion,  $\underline{\pi} = \bar{\pi}$ .

### C. Linking Discretion with Time Inconsistency and Private Information

So far we have shown that the optimal policy has either bounded discretion or no discretion, and we have discussed how to implement such a policy.

Here we link the optimal degree of discretion to the severity of the time inconsistency problem and the importance of private information. We show that the optimal degree of discretion shrinks as the time inconsistency problem becomes more severe and private information becomes less important.

The literature using general equilibrium models to study optimal monetary policies suggests a qualitative way to measure the severity of the time inconsistency problem. In most of this literature, the time inconsistency problem is extremely severe, in that the static Nash equilibrium is always at the highest feasible inflation rate  $\bar{\mu}$ . This result follows because the static best response of the monetary authority to any given level of expected inflation is always above that level; thus, the monetary authority is always tempted to generate a monetary surprise. Examples of the models with the more severe problems are those of Ireland (1997), Chari, Christiano, and Eichenbaum (1998), and Sleet (2001). In the rest of the literature, the problem is less severe, in that the static Nash equilibrium is interior. Examples of the models with the less severe problems are those of Chang (1998), Nicolini (1998), and Albanesi, Chari, and Christiano (2003).

In our reduced-form model, we can mimic the general equilibrium models with the more severe problems by choosing a payoff function  $R$  for which  $R_\mu(x, x, \theta) > 0$  for all  $\theta$ . That is, in response to any choice of wages  $x$ , the monetary authority wants to choose inflation higher than  $x$ , regardless of its type. Under (A1), this condition is equivalent to requiring that the static best response function satisfies  $\mu^*(\underline{\theta}, x) \geq x$  for all  $x \in [\underline{\mu}, \bar{\mu}]$ . We show in the next proposition that this condition implies that the optimal policy has no discretion.

We can mimic the general equilibrium models with less severe problems by choosing a payoff function  $R$  for which the static Nash equilibrium best response is interior. For such a payoff function, the optimal policy will typically depend on parameters. When the time inconsistency problem is sufficiently mild, however, we can show a general result: that optimal policy must have bounded discretion. Here, by mild, we mean that when wages are set at the expected Ramsey level, the lowest type wants to set inflation at some level lower than the expected Ramsey level. Technically, we can state this condition as that the static best response satisfies  $\mu^*(\underline{\theta}, \mu^{ER}) < \mu^{ER}$  or, equivalently, that the payoff function satisfies  $R_\mu(\mu^{ER}, \mu^{ER}, \underline{\theta}) < 0$ .

We summarize this discussion in a proposition:

**PROPOSITION 3:** *Assume (A1) and (A2). Two cases follow: (i) if the static best response satisfies  $\mu^*(\underline{\theta}, x) \geq x$  for all  $x \in [\underline{\mu}, \bar{\mu}]$ , then the optimal policy has no discretion, and (ii) if the static best response satisfies  $\mu^*(\underline{\theta}, \mu^{ER}) < \mu^{ER}$ , then the optimal policy has bounded discretion.*

PROOF: Under (A1) and (A2), the optimal mechanism is static. To prove (i), note that in any equilibrium with bounded discretion,

$$(41) \quad x = \int_{\underline{\theta}}^{\theta^*} \mu^*(\theta, x) p(\theta) d\theta + [1 - P(\theta^*)] \mu^*(\theta^*, x).$$

Under (A1),  $\mu^*(\theta, x)$  is strictly increasing in  $\theta$  whenever  $\mu^*(\theta, x) < \bar{\mu}$ . Thus,  $\mu^*(\underline{\theta}, x) \geq x$  for all  $x \in [\underline{\mu}, \bar{\mu}]$  implies that whenever  $\theta^* > \underline{\theta}$ , the right-hand side of (41) is greater than the left-hand side for any  $x < \bar{\mu}$ . The only feasible policies of the bounded discretion form must have  $\theta^* = \underline{\theta}$  or  $x = \bar{\mu}$  and, hence, reduce to policies with no discretion. The optimal policy with no discretion, the expected Ramsey policy, by definition yields higher welfare.

We prove (ii) by contradiction. Assume that  $\mu^*(\underline{\theta}, \mu^{ER}) < \mu^{ER}$ , but that the optimal policy has no discretion. The variation used in Proposition 2 immediately implies that such a policy cannot be optimal. Thus, the optimal policy must have bounded discretion. *Q.E.D.*

In Proposition 3 we have characterized the form of the optimal policy for two cases for which this can be done independently of parameters. To characterize the optimal policy in the remaining case (iii) in which  $\mu^*(\underline{\theta}, \mu^{ER}) > \mu^{ER}$  but there exists an  $x$  such that  $\mu^*(\underline{\theta}, x) < x$ , we return to our benchmark example (1).

In general, the choice of the optimal inflation cap depends on the importance of private information relative to the severity of the time inconsistency problem. In our benchmark example, the parameter  $\alpha$  indexes the importance of private information and the parameter  $U$  indexes the severity of the time inconsistency problem. To see why  $\alpha$  indexes the importance of private information, note that the Ramsey policy is  $\mu^R(\theta) = \alpha\theta/2$ , so that the slope of the policy increases with  $\alpha$ . Hence, as  $\alpha$  increases, the Ramsey policy responds more to the private information  $\theta$ , and the gap in welfare between the Ramsey policy and the expected Ramsey policy grows. To see why  $U$  indexes the severity of the time inconsistency problem, note that the Nash inflation rate is  $x^N = U$  and the Nash policies are  $\mu^*(\theta; U) = U + \alpha\theta/2$ . The Ramsey inflation rate is  $x^R = 0$  and the Ramsey policies are  $\mu^R(\theta) = \alpha\theta/2$ . Thus, for each type  $\theta$ , the Nash policies are simply the Ramsey policies shifted up by  $U$ . As  $U$  gets smaller, the Nash policies converge to the Ramsey policies. When  $U$  is zero, the Nash and Ramsey policies coincide.

When the objective function satisfies (1), the condition  $\mu^*(\underline{\theta}; \mu^{ER}) < \mu^{ER}$  in Proposition 3 reduces to  $U/\alpha < -\underline{\theta}$ , where  $\underline{\theta}$  is a negative number. Proposition 3 thus implies that bounded discretion is optimal when private information is important relative to the severity of the time inconsistency problem. We characterize the optimal mechanism in the benchmark case more fully in the next proposition, to get a more precise link between the severity of the time inconsistency problem and the optimal degree of discretion.

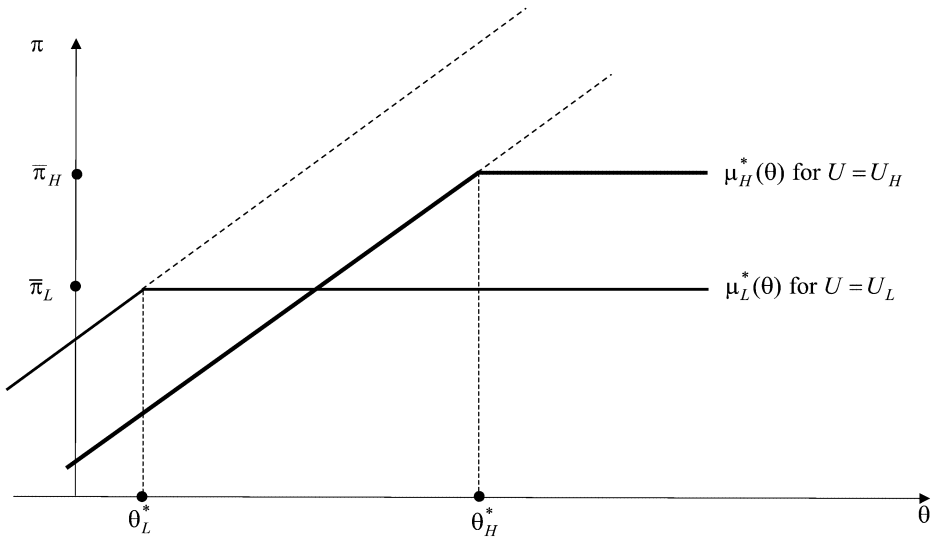


FIGURE 5.—Optimal discretion with different severity of time inconsistency problems and importance of private information ( $U_H > U_L$ ).

For policies of the bounded discretion form (39), we think of  $\theta^*$  as indexing the degree of discretion. If  $\theta^* = \bar{\theta}$ , then all types  $\theta$  are on their static best responses; hence, we say there is complete discretion. As  $\theta^*$  decreases, fewer types are on their static best responses; hence, we say there is less discretion. We then have this proposition:

PROPOSITION 4: *Assume (1), (A1), and (A2a). If  $U/\alpha = 0$ , then the optimal policy has complete discretion. If  $U/\alpha \in (0, -\underline{\theta})$ , then that policy has bounded discretion with  $\theta^* < \bar{\theta}$ . The optimal degree of discretion  $\theta^*$  is decreasing in  $U/\alpha$ . As  $U/\alpha$  approaches  $-\underline{\theta}$ , the cutoff  $\theta^*$  approaches  $\underline{\theta}$ . If  $U/\alpha \geq -\underline{\theta}$ , then the optimal policy is the expected Ramsey policy with no discretion.*

We prove this proposition in Appendix D. Figure 5 illustrates the proposition for two economies with different degrees of relative importance of private information and severity of time inconsistency problems,  $(U/\alpha)_H > (U/\alpha)_L$ . In these two economies, we denote the optimal policies by  $\mu_H(\cdot)$  indexed by  $\theta_H^*$  and  $\mu_L(\cdot)$  indexed by  $\theta_L^*$ , along with the inflation caps  $\bar{\pi}_H$  and  $\bar{\pi}_L$ .

#### 4. COMPARISON TO THE LITERATURE

Our result on the optimality of a static mechanism is quite different from what is typically found in dynamic contracting problems, that static mechanisms are not optimal. Using a recursive approach, we have shown how our dynamic mechanism design problem reduces to a simple quasilinear mechanism

design problem. Our result is thus also directly comparable to the large literature on mechanism design with broad applications, including those in industrial organization, public finance, and auctions. (See Fudenberg and Tirole's (1991) book for an introduction to mechanism design and its applications.) In this comparison, the continuation values in our framework correspond to the contractual compensation to the agent in the mechanism design literature. Our result that the optimal mechanism is static, so that the continuation values do not vary with type, stands in contrast to the standard result in the mechanism design literature that under the optimal contract, the compensation to the agent varies with the agent's type. In this sense, our result is also quite different from what is found in the mechanism design literature.

The key feature of our model that distinguishes it from much of the dynamic incentive literature is the feasibility constraint

$$(42) \quad w(\theta) \leq \bar{w}.$$

The implication of this constraint is that in our model the continuation values of one type cannot be traded off against other types as they can be in many other models. To highlight the importance of this constraint, we consider a highly stylized example in Appendix E that replaces the constraint (42) with

$$(43) \quad \int w(\theta)p(\theta) d\theta \leq \bar{w}$$

and we show that the resulting optimal value of  $w$  then differs radically from our result: the optimal value of  $w$  then varies with  $\theta$ . In providing incentives under (43), a low continuation value for one type can be traded off against a high continuation value for another. This feature is common in a wide variety of incentive problems, and in them, the optimal incentive scheme has  $w(\theta)$  varying with the type  $\theta$ . In contrast, when providing incentives under (42), this trade-off cannot be made: a low value of  $w(\theta)$  for one type does not let us raise the value of  $w(\theta)$  for some other type. Hence, under (42), using  $w(\theta)$  to provide incentives is akin to burning money.

A large class of dynamic incentive models include a feature like (43); they might usefully be thought of as *debt models*. Early versions of these include the private debt models of Green (1987), Thomas and Worrall (1990), Atkeson (1991), and Atkeson and Lucas (1992, 1995), while later versions include the government debt models of Sleet and Yeltekin (2003) and Sleet (2004). All of these models share the feature that optimal contracts are dynamic, because in each of these settings a low continuation for one type can be traded off against a high continuation value for another type. In this sense, the debt models share many of the features of models with constraints of the form (43) rather than those with constraints of the form (42).

Having a constraint like (42) rather than (43) is important for our result that the optimal mechanism is static, but it is not sufficient, for at least two reasons.

First, even in our model, we have given examples in which the optimal mechanism is dynamic when our monotone hazard condition is violated. Second, the information structure also matters. In our model, private agents receive no direct information about the state of the economy. If private agents receive a noisy signal about the state before the monetary authority takes its action, then our result goes through pretty much unchanged; the noisy signal is just a publicly observed variable upon which the inflation cap is conditioned. If, however, private agents receive a noisy signal about the information the monetary authority received after the monetary authority takes its action, then dynamic mechanisms in which continuation values vary with this signal may be optimal.

Sleet (2001) considers such an information structure and shows that the optimality of the dynamic mechanism depends on the parameters governing the noise. He finds that when the public signal about the monetary authority’s information is sufficiently noisy, having the monetary authority’s action depend on its private information is not optimal; hence, the optimal mechanism is static. In contrast, when this public signal is sufficiently precise, the optimal mechanism is dynamic. The logic of why a dynamic mechanism is optimal is roughly similar to that in the literature of industrial organization that follows Green and Porter (1984) on optimal collusive agreements that are supported by periodic reversion to price wars, even though these price wars lower all firms’ profits.

Also related to our paper is the one by Amador, Werning, and Angeletos (2004). In it they consider a two-period single-agent problem with preferences that change between periods 1 and 2, as in Strotz (1955). A standard parable in the early literature used to motivate that problem is that of a single agent stranded on a raft who must decide how quickly to drink a fixed amount of water. Their problem can be written as

$$(44) \quad \max \int [\theta U(c_1(\theta)) + V(c_2(\theta))] p(\theta) d\theta$$

subject to the incentive constraints and resource constraints for the first and second periods.

$$(45) \quad \frac{\theta}{\beta} U(c_1(\theta)) + V(c_2(\theta)) \geq \frac{\theta}{\beta} U(c_1(\hat{\theta})) + V(c_2(\hat{\theta})) \quad \text{for all } \theta, \hat{\theta},$$

$$(46) \quad c_1(\theta) + c_2(\theta) \leq y.$$

These authors find conditions under which (46) binds with equality and  $c_1(\cdot)$  is constrained by an upper and a lower limit. Examination of (46) makes it clear that this problem is literally that of a single agent in isolation from society. If we embedded this agent into a society with other such agents, the resource constraint (46) would become

$$(47) \quad \int [c_1(\theta) + c_2(\theta)] p(\theta) d\theta \leq y.$$

Here would occur the standard trade-off between incentives and insurance, and lifetime consumption  $c_1(\theta) + c_2(\theta)$  would vary with type.

Their paper is quite different technically from ours. To see this, compare their key assumption (A) to our assumption (A2). Their assumption uses the parameter  $\beta$ , which measures the difference in the objective function between the “principal” and the “agent” in a critical way. If they set  $\beta = 1$ , so that the objective functions agreed, there would be no incentive problem. In our paper the divergence in incentives arises from subtle timing issues. Since the monetary authority (the agent) maximizes the same objective function as that of society (the principal), the divergence in incentives comes not because the primitive objective functions differ, but rather because the monetary authority, when making its decisions, takes as a state variable the wages set by agents while society does not.

Our work here is also related to some of the repeated game literature in industrial organization about supporting collusion in oligopolies. Athey and Bagwell (2001) and Athey, Bagwell, and Sanchirico (2004) solve for the best trigger strategy-type equilibria in games with hidden information about cost types. Athey and Bagwell (2001) show that, in general, the best equilibrium is dynamic (nonstationary). In this equilibrium, a firm that sets low prices gets a lower discounted value of profits from then on. Athey, Bagwell, and Sanchirico (2004) show that when strategies are restricted to be strongly symmetric, so that all firms receive the same continuation values even though they take observably different actions, a different result emerges. In particular, under some conditions, the best equilibrium is stationary and entails pooling of all cost types. When those conditions fail and when firms are sufficiently patient, there may be a set of stationary and nonstationary equilibria that yield the same pay-offs. (The latter result relies heavily on the Revenue Equivalence Theorem from auction theory.)

## 5. CONCLUSION

What is the optimal degree of discretion in monetary policy? For economies in which private information is not important and time inconsistency problems are severe, the optimal degree of discretion is zero. For economies in which private information is important and time inconsistency problems are less severe, it is not zero, but bounded. More generally, the optimal degree of discretion is decreasing the more severe is the time inconsistency problem and the less important is private information. For all of these economies, the optimal policy can be implemented by legislating and enforcing a simple inflation cap.

In our simple model, the optimal inflation cap is a single number because there is no publicly observed state. If the model were extended to have a publicly observed state, then the optimal policy would respond to this state, but not to the private information. To implement optimal policy, therefore, society would need to specify a rule for setting the inflation cap, where the cap

would vary with public information. Equivalently, society could specify a rule for setting ranges for acceptable inflation, where these ranges would vary with public information. We interpret these rules as a type of inflation targeting that is broadly similar to the types actually practiced by a fair number of countries. (For a discussion of inflation targeting in practice, see Bernanke and Mishkin (1997).)

To keep our theoretical model simple, we have abstracted from exotic events that are both unforeseeable and unquantifiable. Anyone interpreting the implications of our results for an actual society, therefore, should keep in mind that to handle such exotic events, the optimal policy rule would need to be adapted to deal with them, perhaps by the addition of some type of escape clauses.

*Dept. of Economics, Stanford University, 579 Serra Mall, Stanford, CA 94305, U.S.A.,*

*Dept. of Economics, UCLA, 405 Hilgard Ave., Los Angeles, CA 90024, U.S.A.,  
and*

*Research Department, Federal Reserve Bank of Minneapolis, 90 Hennepin Ave., Minneapolis, MN 55480, U.S.A.; and Dept. of Economics, University of Minnesota, Minneapolis, MN 55455, U.S.A.*

*Manuscript received December, 2003; final revision received January, 2005.*

### APPENDIX A: PROOF OF LEMMA 3

Here we prove Lemma 3, that under (A1) and (A2), the optimal allocation  $(\mu(\theta), w(\theta))$  is continuous. The proof is by contradiction.

**PROOF OF LEMMA 3:** In Lemma 2, we showed that in an optimal allocation  $w(\theta)$  must be a step function. Thus, two types of potential discontinuities in the allocation  $(\mu(\theta), w(\theta))$  must be ruled out. In the first type,  $\mu(\cdot)$  and, potentially,  $w(\cdot)$  jump at some point  $\tilde{\theta}$  and are both constant in some intervals  $(\theta_1, \tilde{\theta})$  and  $(\tilde{\theta}, \theta_2)$  on either side of the jump point  $\tilde{\theta}$ . In the second type of discontinuity,  $\mu(\cdot)$  and  $w(\cdot)$  both jump at the point  $\tilde{\theta}$ , and  $\mu(\cdot)$  is equal to the static best response in some interval  $(\theta_1, \tilde{\theta})$  or  $(\tilde{\theta}, \theta_2)$  on either side of the jump point  $\tilde{\theta}$ .

Consider now the first type of discontinuity, when  $\mu(\cdot)$  and  $w(\cdot)$  are constant on some intervals  $(\theta_1, \tilde{\theta})$  and  $(\tilde{\theta}, \theta_2)$  on either side of the point of discontinuity  $\tilde{\theta}$ . Let  $(\mu_1, w_1)$  denote the allocation on  $(\theta_1, \tilde{\theta})$  and let  $(\mu_2, w_2)$  denote the allocation on  $(\tilde{\theta}, \theta_2)$ . By the continuity of  $R_\mu$ , we can choose the interval  $(\theta_1, \theta_2)$  small enough so that if  $R_\mu(x, \mu_1, \tilde{\theta})$  is strictly positive, then so is  $R_\mu(x, \mu_1, \theta_1)$ , and if  $R_\mu(x, \mu_2, \tilde{\theta})$  is strictly negative, then so is  $R_\mu(x, \mu_2, \theta_2)$ .

Under these assumptions,  $\mu(\cdot)$  is increasing on the interval  $(\theta_1, \theta_2)$ . We next show that if, for the chosen interval  $(\theta_1, \theta_2)$ , the term  $\Delta(a)$ , defined in (36), is negative for small  $a$ , then the up variation is feasible. That this variation



is feasible outside the interval  $(\theta_1, \theta_2)$  is clear from the proof of Lemma 2. What needs to be proved is that this variation is also feasible inside the interval  $(\theta_1, \theta_2)$ . Using essentially the same argument, we show that if  $\Delta(a)$  is positive for small  $a$ , then the down variation is feasible. Hence, by the same logic as in the proof of Lemma 2, the optimal allocation cannot have this first type of discontinuity.

Suppose that for the chosen interval  $(\theta_1, \theta_2)$ , the term  $\Delta(a)$  is negative for small  $a$ . Since  $\Delta(0) = 0$ , this implies that  $\Delta'(0) < 0$ . Using the form of  $\mu(\theta)$  on the interval  $(\theta_1, \theta_2)$ , we have that

$$(48) \quad \Delta'(0) = (\tilde{\mu} - \mu_1) \int_{\theta_1}^{\tilde{\theta}} R_{\theta\mu}(x, \mu_1, \theta) d\theta + (\tilde{\mu} - \mu_2) \int_{\tilde{\theta}}^{\theta_2} R_{\theta\mu}(x, \mu_2, \theta) d\theta < 0.$$

To show that the up variation is feasible inside the interval  $(\theta_1, \theta_2)$ , we show that  $\tilde{w}(\theta; a) < \bar{w}$  on  $(\theta_1, \theta_2)$  for small  $a$ . We do so by showing that either  $w_1 < \bar{w}$  or  $\partial\tilde{w}(\theta; 0)/\partial a < 0$  for  $\theta \in (\theta_1, \tilde{\theta})$  and, similarly, either  $w_2 < \bar{w}$  or  $\partial\tilde{w}(\theta; 0)/\partial a < 0$  for  $\theta \in (\theta_1, \tilde{\theta})$ . To show that, we differentiate (27) to obtain that  $\partial\tilde{w}(\theta; 0)/\partial a$  is given by

$$(49) \quad (\tilde{\mu} - \mu_1) \int_{\theta_1}^{\theta} R_{\theta\mu}(x, \mu_1, z) dz - R_{\mu}(x, \mu_1, \theta)(\tilde{\mu} - \mu_1) \quad \text{for } \theta \in (\theta_1, \tilde{\theta}) \quad \text{and} \\ (\tilde{\mu} - \mu_1) \int_{\theta_1}^{\tilde{\theta}} R_{\theta\mu}(x, \mu_1, z) dz + (\tilde{\mu} - \mu_2) \int_{\tilde{\theta}}^{\theta} R_{\theta\mu}(x, \mu_2, z) dz - R_{\mu}(x, \mu_2, \theta)(\tilde{\mu} - \mu_2) \quad \text{for } \theta \in (\tilde{\theta}, \theta_2).$$

Using  $\int_a^b R_{\theta\mu}(x, \mu, z) dz = R_{\mu}(x, \mu, b) - R_{\mu}(x, \mu, a)$ , we can rewrite these expressions as

$$(50) \quad \frac{\partial\tilde{w}(\theta; 0)}{\partial a} = -(\tilde{\mu} - \mu_1)R_{\mu}(x, \mu_1, \theta_1) \quad \text{for } \theta \in (\theta_1, \tilde{\theta})$$

and

$$(51) \quad \frac{\partial\tilde{w}(\theta; 0)}{\partial a} = [R_{\mu}(x, \mu_1, \tilde{\theta}) - R_{\mu}(x, \mu_1, \theta_1)](\tilde{\mu} - \mu_1) - R_{\mu}(x, \mu_2, \tilde{\theta})(\tilde{\mu} - \mu_2) \quad \text{for } \theta \in (\tilde{\theta}, \theta_2).$$

Consider first (50). By construction  $\tilde{\mu} - \mu_1 > 0$ , and so if  $R_{\mu}(x, \mu_1, \tilde{\theta}) > 0$ , then so is  $R_{\mu}(x, \mu_1, \theta_1) > 0$ , and we have that  $\partial\tilde{w}(\theta; 0)/\partial a < 0$  for  $\theta \in (\theta_1, \tilde{\theta})$ .

Alternatively, if  $R_{\mu}(x, \mu_1, \tilde{\theta}) \leq 0$ , since  $R$  is strictly concave, then it must be true that  $R(x, \mu_1, \tilde{\theta}) > R(x, \mu_2, \tilde{\theta})$  and, hence,  $w_1 < w_2 \leq \bar{w}$ .

Consider next (51). Note that we can rewrite (48) as

$$\begin{aligned} \Delta'(0) &= [R_{\mu}(x, \mu_1, \tilde{\theta}) - R_{\mu}(x, \mu_1, \theta_1)](\tilde{\mu} - \mu_1) \\ &\quad + [R_{\mu}(x, \mu_2, \theta_2) - R_{\mu}(x, \mu_2, \tilde{\theta})](\tilde{\mu} - \mu_2) < 0. \end{aligned}$$

Compare this expression for  $\Delta'(0)$  to the right-hand side of (51) to see that (51) is negative if  $R_{\mu}(x, \mu_2, \theta_2) \times (\tilde{\mu} - \mu_2)$  is positive. Since  $\tilde{\mu} - \mu_2 < 0$  by construction, (51) is less than zero if  $R_{\mu}(x, \mu_2, \tilde{\theta})$  is, because then  $R_{\mu}(x, \mu_2, \theta_2)$  is also negative. Alternatively, if  $R_{\mu}(x, \mu_2, \tilde{\theta})$  is nonnegative, since  $R$  is strictly concave it must be true that  $R(x, \mu_1, \tilde{\theta}) < R(x, \mu_2, \tilde{\theta})$ . Hence, from (17), we know that  $w_2 < w_1 \leq \bar{w}$ . These arguments establish that if  $\Delta(a)$  is negative for small  $a$ , then  $\tilde{w}(\theta; a) < \bar{w}$  on  $(\theta_1, \theta_2)$  for small  $a$ . If the term  $\Delta(a)$  is positive for small  $a$ , we use the down variation and an analogous argument to the one above to establish the same result that  $\tilde{w}(\theta; a) < \bar{w}$  on  $(\theta_1, \theta_2)$  for small  $a$ .

Now consider the second type of discontinuity, when  $\mu(\cdot)$  is constant on one side of  $\tilde{\theta}$  and equal to the static best response on the other side of  $\tilde{\theta}$ . Suppose, for example, that  $\mu(\cdot)$  equals the static best response for  $\theta$  on some interval  $(\theta_1, \tilde{\theta})$ . Clearly,  $\mu(\cdot)$  is increasing on the interval  $(\theta_1, \tilde{\theta})$ . Since  $\mu(\cdot)$  jumps up at  $\tilde{\theta}$ , it must be true that  $\lim_{\theta \nearrow \tilde{\theta}} R(x, \mu(\theta), \tilde{\theta}) > \lim_{\theta \searrow \tilde{\theta}} R(x, \mu(\theta), \tilde{\theta})$ . Hence, from condition (17) in local incentive-compatibility, we know that  $\lim_{\theta \nearrow \tilde{\theta}} w(\theta) < \lim_{\theta \searrow \tilde{\theta}} w(\theta)$ . Thus, for  $\theta \in (\theta_1, \tilde{\theta})$ ,  $w(\theta) = w_1 < \bar{w}$ . Hence, either the up variation or the down variation can be applied to this allocation in the interval  $(\theta_1, \tilde{\theta})$  as in the proof of Lemma 2 and thus, such an allocation cannot be optimal. With an analogous argument, we can rule out the case in which  $\mu(\theta)$  equals the static best response for  $\theta$  on the other side of the jump point, on some interval  $(\tilde{\theta}, \theta_2)$ . *Q.E.D.*

### APPENDIX B: OPTIMAL POLICY WITHOUT MONOTONE HAZARDS

Here we give three examples in which our monotone hazard condition (A2) is violated and in which the optimal mechanism is dynamic. In the first two examples, we assume that the hazard  $[1 - P(\theta)]/p(\theta)$  is decreasing in  $\theta$  at all points except the point  $\theta_1$ , where the hazard jumps up. We also assume that  $P(\theta)/p(\theta)$  is increasing throughout. In the third example, we shed light on the role of  $R_{\mu\theta}$  in (A2) by assuming that the hazard  $[1 - P(\theta)]/p(\theta)$  is decreasing throughout but that  $[1 - P(\theta)]R_{\mu\theta}/p(\theta)$  is not.

For the first two examples, assume that at the point  $\theta_1$ ,

$$(52) \quad \int_{\underline{\theta}}^{\theta_1} \frac{1 - P(\theta)}{P(\theta_1)} d\theta < \int_{\theta_1}^{\tilde{\theta}} \frac{1 - P(\theta)}{1 - P(\theta_1)} d\theta.$$

To interpret this inequality, note that the left-hand side is the conditional mean of the function  $[1 - P(\theta)]/p(\theta)$  over the interval  $[\underline{\theta}, \theta_1]$ , while the right-hand side is the conditional mean of this function over the interval  $(\theta_1, \bar{\theta}]$ . Clearly, for any distribution for which  $[1 - P(\theta)]/p(\theta)$  is decreasing throughout  $[\underline{\theta}, \bar{\theta}]$ , this inequality is reversed.

It is easy to show that a two-piece uniform distribution with  $p(\theta) = \rho_1$  if  $\theta \leq \theta_1$  and  $p(\theta) = \rho_2$  if  $\theta > \theta_1$  will satisfy (52) if  $\rho_2$  is chosen to be sufficiently small relative to  $\rho_1$ . In this case, illustrated in Figure 6, the function

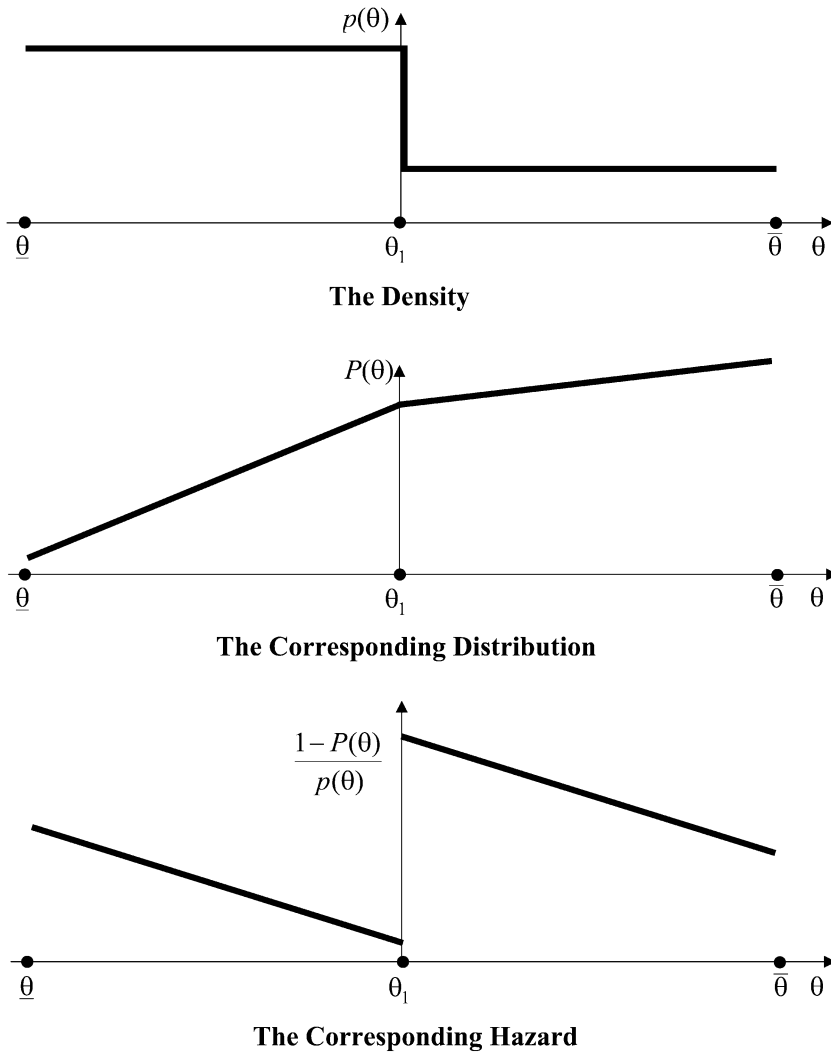


FIGURE 6.—A distribution with a nonmonotone hazard.

$[1 - P(\theta)]/p(\theta)$  will jump up sufficiently at  $\theta_1$  so that the conditional mean of this function over the higher interval  $[\theta_1, \bar{\theta}]$  is larger than the conditional mean over the lower interval  $[\underline{\theta}, \theta_1)$ .

In the first example, the *linear example*, we make the calculations trivial by assuming that  $R(x, \mu, \theta) = (\theta - \underline{\theta})\mu + r(x)$  with  $r(x) = -x^2/2$ . In the second example, which is the *benchmark example* of (1), we assume that

$$(53) \quad R(x, \mu, \theta) = -\frac{1}{2}[(U + x - \mu)^2 + (\mu - \alpha\theta)^2].$$

In the third example, the *discrete example*,  $R(x, \mu, \theta) = g(\theta)\mu + r(x)$  with  $g$  an increasing nonlinear function.

All three of these examples satisfy the single-crossing property (A1). In the first two examples,  $R_{\theta\mu} = 1$ , so that the condition (A2) reduces to the standard monotone hazard condition. Note that for the first two examples, any distribution that satisfies (52) is inconsistent with the monotone hazard condition (A2a).

### The Linear Example

Any solution to the mechanism design problem must have the two-piece form

$$(54) \quad (\mu(\theta), w(\theta)) = \begin{cases} (\mu_1, w_1), & \text{for } \theta \in [\underline{\theta}, \theta_1), \\ (\mu_2, w_2), & \text{for } \theta \in [\theta_1, \bar{\theta}]. \end{cases}$$

This follows because the arguments used in Lemmas 1 and 2 can be applied separately to the intervals  $[\underline{\theta}, \theta_1)$  and  $[\theta_1, \bar{\theta}]$ , and because for any  $\theta > \underline{\theta}$ , the static best response to any  $x$  in the interval  $[\underline{\mu}, \bar{\mu}]$  is a constant, namely, the upper limit  $\bar{\mu}$ . Since this policy must satisfy the incentive constraint  $(\theta_1 - \underline{\theta})\mu_1 + w_1 = (\theta_1 - \underline{\theta})\mu_2 + w_2$ , the monotonicity condition  $\mu_1 \leq \mu_2$  implies that  $w_1 \geq w_2$ . Thus, we know that  $w_1 = \bar{w}$  and that the constraint  $w_2 \leq \bar{w}$  will be automatically satisfied by any monotonic policy.

The mechanism design problem then reduces to the linear problem of choosing  $\mu_1, \mu_2$ , and  $x$  to maximize

$$r(x) + \bar{w} + \mu_1 \int_{\underline{\theta}}^{\theta_1} \frac{1 - P(\theta)}{p(\theta)} p(\theta) d\theta + \mu_2 \int_{\theta_2}^{\bar{\theta}} \frac{1 - P(\theta)}{p(\theta)} p(\theta) d\theta$$

subject to the constraints that  $\underline{\mu} \leq \mu_1 \leq \mu_2 \leq \bar{\mu}$  and  $x = P(\theta_1)\mu_1 + [1 - P(\theta_1)]\mu_2$ . If (52) holds and if the lower and upper limits  $\underline{\mu}, \bar{\mu}$  include the expected Ramsey policy, then the optimal policy will have either  $\underline{\mu} = \mu_1 < \mu_2$  or  $\mu_1 < \mu_2 = \bar{\mu}$ . To see this, consider spreading out the policy by decreasing  $\mu_1$  by  $\Delta_1$  and increasing  $\mu_2$  by  $\Delta_2$ , so that the change in expected inflation

$[1 - P(\theta_1)]\Delta_2 - P(\theta_1)\Delta_1$  is zero. The associated welfare change can be written as

$$(55) \quad \left[ -\int_{\underline{\theta}}^{\theta_1} \frac{1 - P(\theta)}{P(\theta_1)} d\theta + \int_{\theta_2}^{\bar{\theta}} \frac{1 - P(\theta)}{1 - P(\theta_1)} d\theta \right] P(\theta_1)\Delta_1 > 0,$$

where the inequality follows from (52). Hence, the solution must have  $\mu_1 < \mu_2$  and from the incentive constraint, we then know that  $w_2 < w_1 = \bar{w}$ . Thus, the solution to the mechanism design problem is necessarily dynamic.

*The Benchmark Example*

Now assume that the policy  $\mu(\cdot)$ , which solves the static mechanism design problem, has bounded discretion and that  $\theta_1 > \theta^*$ , so that the jump point in the hazard occurs on the flat portion of that policy. (We can construct a numerical example in which this assumption holds.) We will show that there is a dynamic mechanism that improves on the optimal static mechanism. The basic idea is to use a variation that spreads out the inflation schedule as a function of type instead of flattening it as did the variation in Lemmas 1 and 2.

This variation is similar to the one in the linear example. Consider an alternative policy that lowers inflation for types at or below  $\theta_1$ , raises it for types above  $\theta_1$ , and keeps expected inflation constant,

$$\tilde{\mu}(\theta) = \begin{cases} \mu(\theta) - \Delta_0, & \text{if } \theta \leq \theta_1, \\ \mu(\theta) + \Delta_1, & \text{if } \theta > \theta_1, \end{cases}$$

with  $\Delta_0, \Delta_1 > 0$  and  $[1 - P(\theta_1)]\Delta_1 - P(\theta_1)\Delta_0 = 0$ , so that expected inflation is constant. Note that this alternative policy  $\tilde{\mu}(\cdot)$  is monotonically increasing, since  $\mu(\cdot)$  must be. Our variation is a marginal shift from  $\mu(\cdot)$  toward  $\tilde{\mu}(\cdot)$  defined as  $\mu(\theta; a) = a\tilde{\mu}(\theta) + (1 - a)\mu(\theta)$  for each  $\theta$ . Welfare is given by

$$V(a) = R(x, \mu(\underline{\theta}; a), \underline{\theta}) + \bar{w} + \int_{\underline{\theta}}^{\bar{\theta}} \frac{1 - P(\theta)}{p(\theta)} R_{\theta\mu}(x, \mu(\theta; a), \theta) p(\theta) d\theta.$$

The impact of this variation on welfare is given by

$$(56) \quad \begin{aligned} \frac{\partial V(0)}{\partial a} &= -\Delta_0 R_{\mu}(x, \mu(\underline{\theta}), \underline{\theta}) \\ &\quad - \Delta_0 \int_{\underline{\theta}}^{\theta_1} \frac{1 - P(z)}{p(z)} R_{\theta\mu}(x, \mu(z), z) p(z) dz \\ &\quad + \Delta_1 \int_{\theta_1}^{\bar{\theta}} \frac{1 - P(z)}{p(z)} R_{\theta\mu}(x, \mu(z), z) p(z) dz. \end{aligned}$$

Since  $\mu(\theta)$  has bounded discretion,  $R_\mu(x, \mu(\underline{\theta}), \underline{\theta}) = 0$ . In our quadratic example,  $R_{\theta\mu}(x, \mu(z), z) = 1$ ; hence, (56) reduces to (55), which we know from (52) is positive.

It is straightforward, but somewhat tedious, to show that the associated continuation values  $w(\theta; a)$  defined by

$$R(x, \mu(\underline{\theta}; a), \underline{\theta}) + \bar{w} + \int_{\underline{\theta}}^{\theta} R_\theta(x, \mu(z; a)) dz - R(x, \mu(\theta; a), \theta)$$

have  $\partial w(\theta; 0)/\partial a \leq 0$  for all  $\theta$  and  $\partial w(\theta; 0)/\partial a < 0$  for  $\theta > \theta_1$ . To show this, we use the facts that  $R_\mu(x, \mu(\underline{\theta}), \underline{\theta}) = 0$  and  $\theta_1 > \theta^*$ , so that  $\mu(\theta) = \mu(\theta_1)$  for  $\theta \geq \theta_1$ . These results imply that this variation both improves welfare and is feasible. Thus, the optimal mechanism must be dynamic.

Note that if  $\mu(\cdot)$  has no discretion, then we need a different condition on the distribution to show that the static mechanism is not optimal. This is because when  $\mu(\cdot)$  has no discretion, we can have  $R_\mu(x, \mu(\underline{\theta}), \underline{\theta}) > 0$  and the above argument that  $\partial w(\theta; 0)/\partial a \leq 0$  for all  $\theta$  does not go through. When  $\mu(\cdot)$  has no discretion, the analog of the condition (52) is that at  $x = \mu = \mu^{ER}$ , there exists a  $\theta_1$  such that

$$R_\mu(\mu^{ER}, \mu^{ER}, \underline{\theta}) + \int_{\underline{\theta}}^{\theta_1} \frac{1 - P(z)}{P(\theta_1)} dz < \int_{\theta_1}^{\bar{\theta}} \frac{1 - P(z)}{1 - P(\theta_1)} dz.$$

With this condition, the optimal mechanism is dynamic rather than static. Note that, in our linear example, this distinction did not come up because our utility function is such that  $R_\mu(x, \mu(\underline{\theta}), \underline{\theta}) = 0$  with no discretion.

*The Discrete Example*

Now let the types be  $\theta_i$  for  $i = 1, 2, 3$  with associated probabilities  $p_i$  and let  $P_i = \sum_{j=0}^i p_j$ . Then it is easy to show that under the discrete analog of (A1), the only relevant incentive constraints are

$$(57) \quad R(x, \mu_i, \theta_i) + w_i \geq (1 - \beta)R(x, \mu_{i+1}, \theta_i) + \beta w_{i+1}$$

for  $i = 1$  and  $2$ . The discrete analog of (A2) for types  $\theta_2$  and  $\theta_3$  is

$$\begin{aligned} & \frac{1 - P_1}{p_2} [R_\mu(x, \mu_2, \theta_2) - R_\mu(x, \mu_2, \theta_1)] \\ & > \frac{1 - P_2}{p_3} [R_\mu(x, \mu_3, \theta_3) - R_\mu(x, \mu_3, \theta_2)], \end{aligned}$$

which here reduces to

$$(58) \quad \frac{1 - P_1}{p_2} [g(\theta_2) - g(\theta_1)] > \frac{1 - P_2}{p_3} [g(\theta_3) - g(\theta_2)].$$

We now give an example in which the hazard  $(1 - P_i)/p_{i+1}$  is monotone but  $g$  is so convex that (58) is violated, and the optimal policy is dynamic. Suppose that  $\mu_2 = \mu_3$  is part of a candidate optimal policy. Consider the variation of decreasing  $\mu_1$  and  $\mu_2$  by  $\Delta$  and increasing  $\mu_3$  by  $(p_1 + p_2)\Delta/p_3$ , so that expected inflation  $x$  is constant. We can maintain incentives by keeping  $w_1$  and  $w_2$  unchanged and lowering  $w_3$  by  $\theta_3\Delta/p_3$ . This variation leads to a change in welfare of

$$(p_1 + p_2)g(\theta_3) - (1 + p_2)g(\theta_2) - p_1g(\theta_1).$$

With a uniform distribution,  $p_i = 1/3$ , and with  $g(\theta_1) = 1$ ,  $g(\theta_2) = 2$ , this variation is welfare-improving as long as  $g(\theta_3) > 9/2$ .

### *In Sum*

In each of the three examples, we have shown that welfare could be improved relative to a static policy by raising inflation for high types and lowering inflation for low types so as to keep expected inflation constant. In the first two examples, this improved welfare because there were sufficiently few high types relative to low types; we could raise inflation a lot for the types who valued it more and lower it only a little for the types who valued it less. In the third example, even though the distribution of types is uniform, the high types valued inflation so much more than the low types that raising inflation for the high types and lowering it for the low types still improved welfare.

### APPENDIX C: IMPLEMENTATION WITH AN INFLATION CAP

Here we prove that the equilibrium outcome in an economy with an inflation cap is the optimal outcome of the mechanism design problem. We show this result formally using a one-shot game in which we drop time subscripts.

With an inflation cap of  $\bar{\pi}$  in the current period, the problem of the monetary authority at a given  $\theta$  is, given aggregate wages  $x$ , to choose money growth  $\mu(\theta)$  for the state  $\theta$  to maximize  $R(x, \mu, \theta)$  subject to  $\mu(\theta) \leq \bar{\pi}$ . The private agents' decisions on wages are summarized by  $x = \int \mu(\theta)p(\theta)$ .

An equilibrium of this one-shot game consists of aggregate wages  $x$  and a money growth policy  $\mu(\cdot)$  such that (i) with  $x$  given,  $\mu(\cdot)$  satisfies  $\mu(\theta) \leq \bar{\pi}$  and (ii)  $x = \int \mu(\theta)p(\theta)$ . We denote the optimal choice of the monetary authority as  $\mu^*(\cdot; x, \bar{\pi})$ . This notation reflects the fact that the monetary authority is choosing a static best response to  $x$  given that its choice set is restricted by  $\bar{\pi}$ , which we call the *inflation cap*.

To implement the best equilibrium in the dynamic game, we choose  $\bar{\pi}$  as follows. Whenever the expected Ramsey policy is optimal, we choose the inflation cap to be

$$(59) \quad \bar{\pi} = \mu^{ER}.$$

Whenever bounded discretion is optimal, we choose the cap to be the money growth rate chosen by the cutoff type  $\theta^*$ ,

$$(60) \quad \bar{\pi} = \mu^*(\theta^*, x^*),$$

where  $x^*$  is the equilibrium inflation rate with this level of bounded discretion.

PROPOSITION 5: *Assume (A1), (A2), and that the inflation cap  $\bar{\pi}$  is set according to (59) and (60). Then the equilibrium outcome of the one-shot game with the inflation cap for each period coincides with the optimal equilibrium outcome of the dynamic game.*

PROOF: We establish this result in two steps. We first show that the monetary authority will choose the upper bound  $\bar{\pi} = \mu^{ER}$  when the expected Ramsey policy is optimal in the dynamic game. Note that Proposition 3 implies that whenever the expected Ramsey policy is optimal,  $\mu^{ER} \leq \mu^*(\underline{\theta}; \mu^{ER})$ . Also, recall that the single-crossing assumption (A1) implies that the best response is strictly increasing in  $\theta$ . Thus,  $\mu^*(\underline{\theta}; \mu^{ER}) \leq \mu^*(\theta; \mu^{ER})$  for all  $\theta$ . Hence, at the expected Ramsey policy and the associated inflation rate, all types want to deviate by increasing their inflation above  $\mu^{ER}$ ; hence, the constraint  $\bar{\pi} = \mu^{ER}$  binds, and all types choose the expected Ramsey level.

We next show that if bounded discretion is optimal in the dynamic game, then in the associated static game with the inflation cap, all types choose the bounded discretion policies. For all types  $\theta \leq \theta^*$ , the policies under bounded discretion are simply the static best responses, and these clearly coincide with those in the static game. For all types  $\theta$  above  $\theta^*$ , the policies under bounded discretion are the static best responses of the  $\theta^*$  type, namely,  $\mu^*(\theta; x^*)$ , where  $x^*$  is the equilibrium expected inflation rate under bounded discretion. Under assumption (A1), the static best responses are increasing in the type, so that the best response of any type  $\theta \geq \theta^*$  is above  $\mu^*(\theta; x^*)$ . Thus, in the one-shot game with the inflation cap, the constraint (60) binds for such types. Thus, the equilibrium outcomes of the two games coincide. *Q.E.D.*

#### APPENDIX D: PROOF OF PROPOSITION 4

Here we prove Proposition 4, which links monetary policy discretion to both time inconsistency and private information.

PROOF OF PROPOSITION 4: The optimal policy with bounded discretion is found as the solution to the problem of choosing  $\theta^*$  and  $x$  to maximize

$$\int_{\underline{\theta}}^{\theta^*} R(x, \mu^*(\theta; x), \theta) p(\theta) d\theta + \int_{\theta^*}^{\bar{\theta}} R(x, \mu^*(\theta^*; x), \theta) p(\theta) d\theta,$$



where

$$(61) \quad x = \int_{\underline{\theta}}^{\theta^*} \mu^*(\theta, x) p(\theta) d\theta + \int_{\theta^*}^{\bar{\theta}} \mu^*(\theta^*; x) p(\theta) d\theta.$$

Let  $\lambda$  be the Lagrange multiplier on (61). Then the first-order conditions for  $\theta^*$  and  $x$  imply that the derivative of the objective function with respect to  $\theta^*$  is

$$\begin{aligned} & \int_{\underline{\theta}}^{\theta^*} R_x(x, \mu^*(\theta; x), \theta) p(\theta) d\theta + \int_{\theta^*}^{\bar{\theta}} R_x(x, \mu^*(\theta^*; x), \theta) p(\theta) d\theta \\ & + \left[ \int_{\theta^*}^{\bar{\theta}} R_{\mu}(x, \mu^*(\theta^*; x), \theta) \frac{p(\theta)}{1 - P(\theta^*)} d\theta \right] \\ & \times \left[ 1 - \int_{\underline{\theta}}^{\theta^*} \frac{\partial \mu^*(\theta^*, x)}{\partial x} p(\theta) d\theta \right]. \end{aligned}$$

Using our functional forms and  $x = \int \mu(\theta) p(\theta) d\theta$ , we can simplify this derivative to

$$(62) \quad \left[ \int_{\theta^*}^{\bar{\theta}} (\theta - \theta^*) \frac{p(\theta)}{1 - P(\theta^*)} d\theta \right] \left[ 1 - \frac{P(\theta^*)}{2} \right] - \frac{U}{\alpha}.$$

We can show that, under (A2a), this derivative is strictly decreasing in  $\theta^*$  as follows. Integration by parts gives that

$$\int_{\theta^*}^{\bar{\theta}} (\theta - \theta^*) p(\theta) d\theta = \int_{\theta^*}^{\bar{\theta}} 1 - P(\theta) d\theta,$$

so that (62) is equivalent to

$$\left[ \int_{\theta^*}^{\bar{\theta}} \frac{1 - P(\theta)}{p(\theta)} \frac{p(\theta)}{1 - P(\theta^*)} d\theta \right] \left[ 1 - \frac{P(\theta^*)}{2} \right] - \frac{U}{\alpha},$$

and this expression is clearly strictly decreasing in  $\theta^*$  under (A2a).

The fact that (62) is strictly decreasing in  $\theta^*$  implies that three possible cases characterize the optimal policy with bounded discretion, all of which depend on the value of  $U/\alpha$ . In one case, the derivative (62) is positive for all  $\theta^*$  and the solution is  $\theta^* = \bar{\theta}$ . Since the first term of (62) equals zero when  $\theta^* = \bar{\theta}$ , this case occurs only when  $U/\alpha = 0$ . As is clear, in this case, there is no time inconsistency problem and the Ramsey policy is incentive-compatible. In a second case, the derivative (62) is negative for all  $\theta^*$  and the solution is  $\theta^* = \underline{\theta}$ . Since the derivative (62) evaluated at  $\theta^* = \underline{\theta}$  reduces to  $-\underline{\theta} - U/\alpha$ , this case occurs when  $U/\alpha \geq -\underline{\theta} > 0$ . Note that in this case, the optimal policy with bounded discretion specifies a constant inflation rate and, hence, is dominated,

at least weakly, by the expected Ramsey policy with no discretion. Hence, we say that in this case, the optimal policy has no discretion. In the third case, there is an interior  $\theta^*$  that sets the derivative (62) to zero. This case occurs when  $0 < U/\alpha < -\underline{\theta}$ . Clearly, in this case, the value of  $\theta^*$  that characterizes the optimal degree of discretion is decreasing in  $U/\alpha$ .

Finally, to complete the proof of Proposition 4, we must show that when  $0 < U/\alpha < -\underline{\theta}$ , the optimal policy with bounded discretion dominates the expected Ramsey policy. To do so, we use part (ii) of Proposition 3. Note that when  $U/\alpha < -\underline{\theta}$ , we have that

$$\mu^*(\underline{\theta}, \mu^{ER}) = \frac{U + \alpha\underline{\theta}}{2} < \mu^{ER} = 0.$$

The result then follows directly from Proposition 3.

*Q.E.D.*

APPENDIX E: THE ROLE OF OUR FEASIBILITY CONSTRAINT  $w(\theta) \leq \bar{w}$

Here we develop a highly stylized example (about traffic congestion) that illustrates the importance of the feasibility constraint

$$(63) \quad w(\theta) \leq \bar{w}$$

in generating our result that the optimal policy is static. In the example, we replace this constraint with the constraint

$$(64) \quad \int w(\theta)p(\theta) d\theta \leq \bar{w}$$

and show that the resulting optimal mechanism differs radically from ours.

To be concrete, consider a mechanism design problem of choosing  $\mu(\cdot)$  and  $w(\cdot)$  to solve

$$\max \int_{\underline{\theta}}^{\bar{\theta}} [R(x, \mu(\theta), \theta) + w(\theta)]p(\theta) d\theta,$$

where

$$(65) \quad R(x, \mu(\theta), \theta) + w(\theta) \geq R(x, \mu(\hat{\theta}), \theta) + w(\hat{\theta}),$$

$$(66) \quad x \geq \int \mu(\theta)p(\theta) d\theta,$$

and (64). One interpretation of this problem is as follows. A large number of people want to share a road. Each person differs from the others in their desire to use the road, as indexed by the privately observed  $\theta$ . Let  $\mu(\theta)$  denote the time that type  $\theta$  is allowed to drive. Let  $x$  denote the average traffic on

the road, as denoted by (66). Because of congestion, people dislike higher average traffic ( $R$  is decreasing in  $x$ ). Let  $w(\theta)$  denote the toll to drive  $\mu(\theta)$ . Constraint (64) is a budget constraint on tolls, where  $\bar{w}$  is the money needed to operate the road, possibly zero.

It is easy to see that here the optimal  $w(\theta)$  varies with  $\theta$ . Specifically,  $w(\theta)$  can be chosen in such a way as to support the first best. (Here we are assuming (A1), so that the first best schedule for  $\mu(\theta)$  is upward sloping. To see this result, drop the incentive constraint (65) and solve for the first best  $\mu^*(\theta)$ . Then use the local incentive-compatibility condition to construct the  $w^*(\theta)$  function, up to the constant  $w^*(\underline{\theta})$ , that makes  $\mu^*(\theta)$  incentive-compatible. Finally, choose the constant  $w^*(\underline{\theta})$  to satisfy (64).) Clearly, the answer to this problem is very different from the answer to our problem; here the optimal  $w(\theta)$  varies with  $\theta$ , while in ours it does not and  $w(\theta) = \bar{w}$ .

Note that the result that the first best is incentive-compatible is special to this functional form in which payoffs are linear in  $w$ . If instead we had

$$\max \int_{\underline{\theta}}^{\bar{\theta}} [R(x, \mu(\theta), \theta) + U(w(\theta))] p(\theta) d\theta$$

with  $U$  concave, then we would have the standard trade-off between insurance (or redistribution) and incentives.

How could we interpret our model and results in this road congestion context? Suppose that using tolls is not feasible, and the only way to ration road use is to make people wait to get on the road. Let  $t(\theta) \geq 0$  be the amount of time someone has to wait to drive  $\mu(\theta)$  and let  $w(\theta) = \bar{w} - t(\theta)$  be the associated utility from waiting  $t(\theta)$ . Then  $t(\theta) \geq 0$  is, of course, equivalent to  $w(\theta) \leq \bar{w}$ . In this context, we get a very different answer than when using tolls is feasible. Under (A1) and (A2), the optimal scheme is to have no one wait ( $t(\theta) = 0$ ) and let everyone drive as much as they like, subject to a cap,  $\mu(\theta) \leq \mu^*$ .

#### REFERENCES

- ABREU, D., D. PEARCE, AND E. STACCHETTI (1990): "Toward a Theory of Discounted Repeated Games with Imperfect Monitoring," *Econometrica*, 58, 1041–1063.
- ALBANESI, S., V. CHARI, AND L. CHRISTIANO (2003): "Expectation Traps and Monetary Policy," *Review of Economic Studies*, 70, 715–741.
- ALBANESI, S., AND C. SLEET (2002): "Optimal Policy with Endogenous Fiscal Constitutions," Unpublished Manuscript, Fuqua School of Business, Duke University.
- AMADOR, M., I. WERNING, AND G. ANGELETOS (2004): "Commitment vs. Flexibility," Unpublished Manuscript, Massachusetts Institute of Technology.
- ANGELETOS, G., C. HELLWIG, AND A. PAVAN (2003): "Coordination and Policy Traps," Working Paper 9767, NBER.
- ATHEY, S., AND K. BAGWELL (2001): "Optimal Collusion with Private Information," *RAND Journal of Economics*, 32, 428–465.
- ATHEY, S., K. BAGWELL, AND C. SANCHIRICO (2004): "Collusion and Price Rigidity," *Review of Economic Studies*, 71, 317–349.
- ATKESON, A. (1991): "International Lending with Moral Hazard and Risk of Repudiation," *Econometrica*, 59, 1069–1089.

- ATKESON, A., AND R. LUCAS (1992): "On Efficient Distribution with Private Information," *Review of Economic Studies*, 59, 427–453.
- (1995): "Efficiency and Equality in a Simple Model of Efficient Unemployment Insurance," *Journal of Economic Theory*, 66, 64–88.
- BACKUS, D., AND J. DRIFFILL (1985): "Inflation and Reputation," *American Economic Review*, 75, 530–538.
- BARRO, R., AND D. GORDON (1983): "Rules, Discretion and Reputation in a Model of Monetary Policy," *Journal of Monetary Economics*, 12, 101–121.
- BERNANKE, B., AND F. MISHKIN (1997): "Inflation Targeting: A New Framework for Monetary Policy?" *Journal of Economic Perspectives*, 11, 97–116.
- BERNANKE, B., AND M. WOODFORD (1997): "Inflation Forecasts and Monetary Policy," *Journal of Money, Credit, and Banking*, 39, 653–684.
- CANZONERI, M. (1985): "Monetary Policy Games and the Role of Private Information," *American Economic Review*, 75, 1056–1070.
- CHANG, R. (1998): "Credible Monetary Policy in an Infinite Horizon Model: Recursive Approaches," *Journal of Economic Theory*, 81, 431–461.
- CHARI, V., L. CHRISTIANO, AND M. EICHENBAUM (1998): "Expectation Traps and Discretion," *Journal of Economic Theory*, 81, 462–492.
- CHARI, V., AND P. KEHOE (1990): "Sustainable Plans," *Journal of Political Economy*, 98, 783–802.
- CUKIERMAN, A., AND A. MELTZER (1986): "A Theory of Ambiguity, Credibility, and Inflation under Discretion and Asymmetric Information," *Econometrica*, 54, 1099–1128.
- DA COSTA, C., AND I. WERNING (2002): "On the Optimality of the Friedman Rule with Heterogeneous Agents and Non-Linear Income Taxation," Unpublished Manuscript, Massachusetts Institute of Technology.
- FAUST, J., AND L. SVENSSON (2001): "Transparency and Credibility: Monetary Policy with Unobservable Goals," *International Economic Review*, 42, 369–397.
- FUDENBERG, D., AND J. TIROLE (1991): *Game Theory*. Cambridge, MA: MIT Press.
- GREEN, E. (1987): "Lending and the Smoothing of Uninsurable Income," in *Contractual Arrangements for Intertemporal Trade*. Minneapolis: University of Minnesota Press.
- GREEN, E., AND R. PORTER (1984): "Noncooperative Collusion under Imperfect Price Information," *Econometrica*, 52, 87–100.
- IRELAND, P. (1997): "Sustainable Monetary Policies," *Journal of Economic Dynamics and Control*, 22, 87–108.
- (2000): "Expectations, Credibility, and Time-Consistent Monetary Policy," *Macroeconomic Dynamics*, 4, 448–466.
- KOCHERLAKOTA, N. (1996): "Implications of Efficient Risk Sharing Without Commitment," *Review of Economic Studies*, 63, 595–609.
- KYDLAND, F., AND E. PRESCOTT (1977): "Rules Rather than Discretion: The Inconsistency of Optimal Plans," *Journal of Political Economy*, 85, 473–491.
- NICOLINI, J. (1998): "More on the Time Consistency of Monetary Policy," *Journal of Monetary Economics*, 41, 333–350.
- PERSSON, T., AND G. TABELLINI (1993): "Designing Institutions for Monetary Stability," *Carnegie-Rochester Conference Series on Public Policy*, 39, 53–84.
- PHELAN, C., AND E. STACCHETTI (2001): "Sequential Equilibria in a Ramsey Tax Model," *Econometrica*, 69, 1491–1518.
- RAMPINI, A. (2004): "Default and Aggregate Income," *Journal of Economic Theory*, to appear.
- ROMER, C., AND D. ROMER (2000): "Federal Reserve Information and the Behavior of Interest Rates," *American Economic Review*, 90, 429–457.
- SLEET, C. (2001): "On Credible Monetary Policy and Private Government Information," *Journal of Economic Theory*, 99, 338–376.
- (2004): "Optimal Taxation with Private Government Information," *Review of Economic Studies*, 71, 1217–1239.

- SLEET, C., AND S. YELTEKIN (2003): "Credible Monetary Policy with Private Government Preferences," Unpublished Manuscript, Kellogg School of Management, Northwestern University.
- STOKEY, N. (2003): "'Rules versus Discretion' after Twenty-Five Years," in *NBER Macroeconomics Annual 2002*, Vol. 17, ed. by M. Gertler and K. Rogoff. Cambridge, MA: MIT Press, 9-45.
- STROTZ, R. H. (1955): "Myopia and Inconsistency in Dynamic Utility Maximization," *Review of Economic Studies*, 23, 165-180.
- TAYLOR, J. (1983): "Rules, Discretion and Reputation in a Model of Monetary Policy: Comments," *Journal of Monetary Economics*, 12, 123-125.
- THOMAS, J., AND T. WORRALL (1990): "Income Fluctuation and Asymmetric Information: An Example of a Repeated Principal-Agent Problem," *Journal of Economic Theory*, 51, 367-390.
- WALSH, C. (1995): "Optimal Contracts for Central Bankers," *American Economic Review*, 85, 150-167.